



2013 BETHUNE-COOKMAN FOOTBALL GAME NOTES

Bethune-Cookman Athletic Communications • 640 Dr. Mary McLeod Bethune Blvd. • Daytona Beach, FL 32114
BCUathletics.com • Facebook: Facebook.com/BCUathletics • Twitter: @BCUGridIron | @BCUathletics
Home to Five MEAC Championships (1984, 1988, 2002, 2010, 2012)

GAME INFORMATION

Date / Time: Sat., Oct. 19, 2013 / 4 p.m. ET
Site: Daytona Beach, Fla. / Municipal Stadium (9,601)
National TV: None
Local Radio: WELE 1380 AM / WSIR 1490 AM
Play-by-Play: Joe LaBarbera; **Analyst:** Larry Wesley;
Sideline: Terrance Gatling
Satellite Radio: None
Live Video Stream: CatEyeNetwork.tv
Twitter Updates: @BCUGridIron / @BCUathletics
Series: Bethune-Cookman leads, 33-7-3

Daytona Beach: Bethune-Cookman leads, 16-2-1
Savannah: Bethune-Cookman leads, 9-2-2
Neutral Site: Bethune-Cookman leads, 8-3
First Meeting: 1925 — L, 3-6
Last Meeting: 2012 — W, 49-7
Streak: Bethune-Cookman, 13 wins

BETHUNE-COOKMAN 5-1, 2-0 MEAC

2013: 5-1, 2-0 MEAC
Ranking: 17 — Sports Network, 14 — Coaches
Last Game: Oct. 12, 2013 (Washington, D.C.)
defeated Howard, 27-6
Head Coach: Brian Jenkins (Cincinnati, 1993)
Career: 32-9 (4th season)
at B-CU: 32-9 (4th season)
vs. SSU: 3-0
Twitter: @BCUGridIron / @BCUathletics

SAVANNAH STATE 1-6, 0-3 MEAC

2013: 1-6, 0-3 MEAC
Ranking: NR — Sports Network, NR — Coaches
Last Game: Oct. 12, 2013 (Savannah, Ga.)
lost to Florida A&M, 27-14
Head Coach: Earnest Wilson III (Texas Tech, 1989)
Career: 1-6 (1st season)
at SSU: 1-6 (1st season)
vs. B-CU: 0-0
Twitter: @SavStateTigers

B-CU COMMUNICATIONS

Bryan J. Harvey (Primary Contact) *Asst. AD for Communications*
O: 386-481-2206 C: 757-268-4561 E: harveyb@cookman.edu
Michael Stambaugh (Secondary Contact) *Associate Comm. Director*
O: 386-481-2278 C: 785-979-5721 E: stambaughm@cookman.edu
Dan Ryan *Asst. Comm. Director/Historian*
O: 386-481-2240 C: 801-376-6883 E: ryand@cookman.edu

MILESTONE WATCH

3 - Receptions in a game needed by SR WR **Eddie Poole** to break James Adderly's consecutive game school record.

2 - Rushing touchdowns needed by SR RB **Isidore Jackson** to tie Jimmie Russell in fourth place all-time for career rushing TDs.

229 - Rushing yards needed by Jackson to become the school's all-time leading rusher.



THE GRIND (Episode 1)

Episode 1 of the original series *The Grind* gives college fans exclusive access to the Bethune-Cookman University athletics program with student-athletes and coaches like never before.

GAME 7

DAYTONA BEACH, FLA. (MUNICIPAL STADIUM)



NR/NR **SAVANNAH STATE TIGERS** (1-6, 0-3)
Head Coach: Earnest Wilson III (Texas Tech, 1989)
Career Record: 1-6 (1st season), **Record at SSU:** 1-6 (1st season), **Record vs. B-CU:** 0-0



17/14 **BETHUNE-COOKMAN WILDCATS** (5-1, 2-0)
Head Coach: Brian Jenkins (Cincinnati, 1993)
Career Record: 32-9 (4th season), **Record at B-CU:** 32-9 (4th season), **Record vs. SSU:** 3-0

#TALEOFTHE TAPE



TOTAL OFFENSE



1,768 yards

2,204 yards

Passing
1,401

Passing
818

Rushing
367

Rushing
1,386



TOTAL DEFENSE



3,233 yards

1,560 yards

Passing
1,380

Passing
934







Rushing
1,853

Rushing
626

STORY LINES

- The Bethune-Cookman defense has allowed just two opponents (Florida State, Tennessee State) to top the 100-yard mark rushing against them all season.
- The Wildcats have rolled off 13 consecutive wins against Savannah State. That includes a 10-0 mark all-time against the Tigers since they officially moved to Division I in 2002.
- Bethune-Cookman holds a commanding 16-2-1 mark against Savannah State in Daytona Beach. In fact, B-CU has won seven consecutive games against SSU in Daytona Beach. The last loss was a 20-9 setback in 1972, in the final year of Jack "Cy" McClaire's first stint as head coach of the Wildcats.
- Bethune-Cookman's last loss against the Tigers was back in 1991, suffering a 35-20 setback in the Gateway Classic taking place in Jacksonville, Fla.

2013 SCHEDULE / RESULTS

	Sept. 1	at Tennessee State	ESPN3	W, 12-9
		Nashville, Tenn. / LP Field (68,798) / LeBrandon Richardson: 10 tackles, 1.0 sack, 1 forced fumble		
	Sept. 7	VIRGINIA UNION (<i>Church & Community Day</i>)	CATEYE	W, 66-7
		Daytona Beach, Fla. / Municipal Stadium (9,601) / Jontavious Carter: 2 receptions, 38 yards, 2 TDs		
	Sept. 14	at FIU		W, 34-13
		Miami, Fla. / FIU Stadium (20,000) / Anthony Jordan: 21 rushes, career-high 150 yards, 1 TD		
	Sept. 21	at 8/8 Florida State	ESPN3	L, 6-54
		Tallahassee, Fla. / Doak Campbell Stadium (82,300) / Eddie Poole: 3 receptions, season-high 46 yards		
	Oct. 5	at Delaware State*		W, 21-7
		Dover, Del. / Alumni Stadium (7,193) / Cary White: 9 rushes, 65 yards / Thomas Finnie: 7 tackles		
	Oct. 12	at Howard*		W, 27-6
		Washington, D.C. / Greene Stadium (7,086) / Isidore Jackson: 13 rushes, 65 yards, 1 TD		
	Oct. 19	SAVANNAH STATE* (<i>Biker Classic</i>)	CATEYE	4 p.m.
		Daytona Beach, Fla. / Municipal Stadium (9,601) / Bethune-Cookman leads, 33-7-3 (3-0 under Jenkins)		
	Oct. 26	SOUTH CAROLINA STATE* (<i>Homecoming</i>)	CATEYE	4 p.m.
		Daytona Beach, Fla. / Municipal Stadium (9,601) / S.C. State leads, 30-23-1 (2-1 under Jenkins)		
	Nov. 2	at North Carolina Central*	ESPN3	Noon
		Durham, N.C. / O'Kelly-Riddick Stadium (10,000) / Bethune-Cookman leads, 3-1 (3-0 under Jenkins)		
	Nov. 9	NORFOLK STATE* (<i>Band Day</i>)	CATEYE	4 p.m.
		Daytona Beach, Fla. / Municipal Stadium (9,601) / Bethune-Cookman leads, 16-7 (3-0 under Jenkins)		
	Nov. 16	HAMPTON* (<i>Senior Day</i>)	CATEYE	4 p.m.
		Daytona Beach, Fla. / Municipal Stadium (9,601) / Series tied, 9-9 (3-0 under Jenkins)		
	Nov. 23	vs. Florida A&M* (<i>Florida Blue Florida Classic</i>)	ESPN CLASSIC	2 p.m.
		Orlando, Fla. / Citrus Bowl (65,437) / Florida A&M leads, 48-17-1 (2-1 under Jenkins)		

#5THINGS

1. B-CU has scored a total of 106 points in the two previous Bike Classic contests against Fort Valley State and Norfolk State.
2. Despite a quick scoring offense, Bethune-Cookman has led in time of possession four-of-six games this year.
3. Bethune-Cookman already has 16 sacks through six games, while amassing a total of 22 all last season.
4. The Wildcats have allowed just three points in the second half this year against FCS opponents. In the second half, the Cats are outscoring opponents, 87-30 - with 21 of those points against coming at Florida State.
5. The Wildcats defense has forced a turnover in 25 of the last 26 games.

#OCTOBERFEAST

- Since the 2000 season, Bethune-Cookman holds a record of 36-13 in the month of October.
- With the Wildcats generally having their BYE week in October during previous seasons, most October's consisted of two or three games maximum.
- Only four coaches have had multi-year spans in which they were undefeated in October:

Brian Jenkins — 2010, 2012

Bobby Frazier — 1980, 1981

Jack "Cy" McClaire — 1967, 1971


Joe Johnson — 1944, 1946

36-13

APPLYING PRESSURE

Through six games, the Bethune-Cookman Wildcats have tallied 16 sacks by 10 different players. Bethune-Cookman ranks third in the MEAC and 17th nationally with 3.0 sacks per game. Last season, the Wildcats recorded 22 sacks by 11 different players in 12 games.

2013



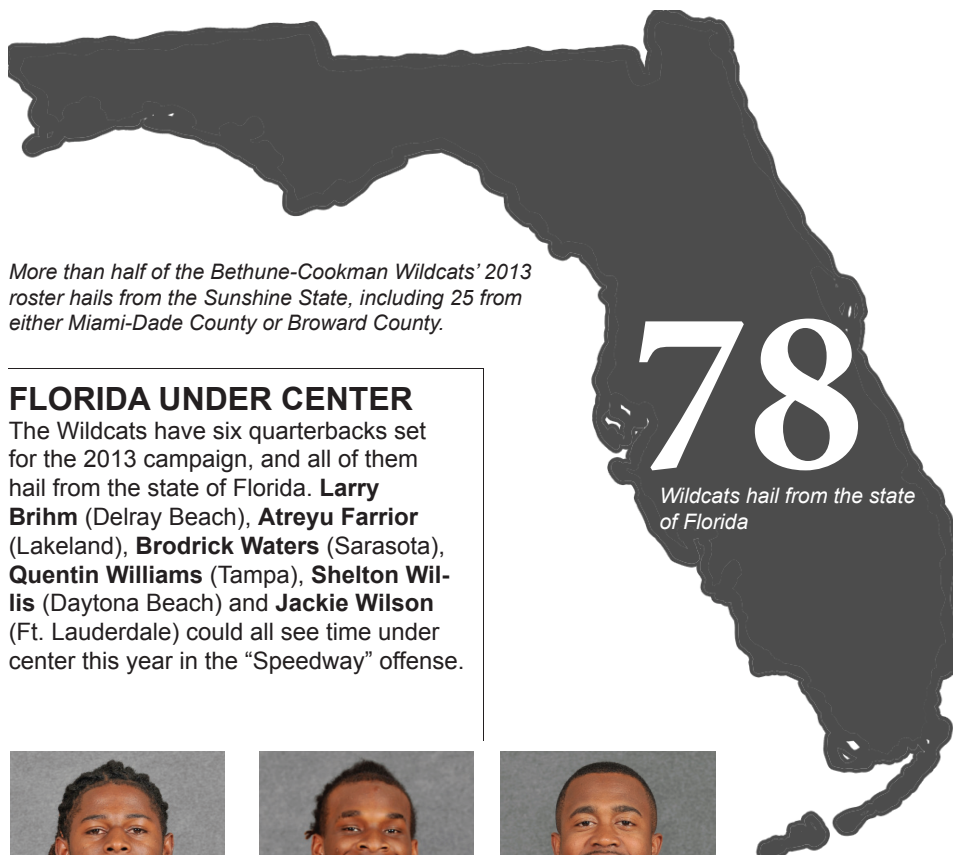
16

SACKS
BY

10

PLAYERS

HOMEGROWN TALENT




More than half of the Bethune-Cookman Wildcats' 2013 roster hails from the Sunshine State, including 25 from either Miami-Dade County or Broward County.

FLORIDA UNDER CENTER

The Wildcats have six quarterbacks set for the 2013 campaign, and all of them hail from the state of Florida. **Larry Brihm** (Delray Beach), **Atreyu Farrior** (Lakeland), **Brodrick Waters** (Sarasota), **Quentin Williams** (Tampa), **Shelton Willis** (Daytona Beach) and **Jackie Wilson** (Ft. Lauderdale) could all see time under center this year in the "Speedway" offense.




Larry Brihm



Atreyu Farrior



Brodrick Waters



Quentin Williams



Shelton Willis



Jackie Wilson

#PROCATS

Bethune-Cookman has two active #ProCats in the National Football League on roster sports for the 2013 season as well as another on a practice squad roster. Rashean Mathis (Detroit Lions) and Eric Weems (Chicago Bears) are both starting for their respective teams, while Ryan Davis (Jacksonville Jaguars) awaits to be activated from the practice squad.

ALL ABOUT THE TAKEAWAYS

Bethune-Cookman has registered a turnover in 25 of the last 26 games, with the lone exception being the Tennessee State game to open the 2013 campaign.





A WIN OVER SAVANNAH STATE WOULD...

- Push Bethune-Cookman's MEAC winning streak to 16 games.
- Give the Wildcats their 14th consecutive win over Savannah State.
- Improve **Brian Jenkins'** MEAC record to 24-3.
- Improve **Brian Jenkins'** Bethune-Cookman record to 33-9 overall.
- Raise the Wildcats' MEAC home winning streak to seven games.
- Push Bethune-Cookman's FCS regular season winning streak to 11 games.

#IKECANFIXIT

- Senior running back Isidore Jackson is heading up the walls of the B-CU record books at a fast pace. He needs just 229 yards to put himself atop the all-time list for career rushing yards in B-CU history. Additionally, he needs just two touchdowns to match Jimmie Russell (2004-07) at fourth place all-time for career rushing scores in school history.



A TALE OF TWO HALVES

- The Bethune-Cookman defense has allowed just three (3) second half points against FCS opponents this year.
- In second half play dating back to Hampton in 2011 (a stretch of 361 total minutes of second half action), the Cats are outscoring opponents at a 199-59 clip. That includes 21 points given up at ACC opponent Florida State this season.

#WRECKTANGLE BACKFIELD

- The Wildcats' secondary appears to be a rectangle (or WRECKTANGLE) for opposing offenses as one of the best defensive backfields in the nation through the halfway point of the year. The four defensive backfield mates of **Nick Addison, Tim Burke, Thomas Finnie and Dion Hanks** is causing havoc for opposing defenses under the guise of defensive coordinator **Charles "Yogi" Jones**.

PLAYMAKING DEFENSE

- The Bethune-Cookman speedway offense may generate the most buzz among college football fans and media, but the B-CU defense has made more game-changing plays than any other defensive unit in the Mid-Eastern Athletic Conference (MEAC) since the start of 2012. The Wildcats lead the league with 47 takeaways over the course of the last 18 games.

RUNNING FOUR-EVER

- Not only do the Wildcats have three quality quarterbacks, but they have **FOUR** running backs in this year's backfield. The quartet of **Drexler Dixon, Isidore Jackson, Anthony Jordan and Cary White** may be inserted at any time during the game — each possibly getting the ball at any time.
- Against Delaware State, the Cats had all four running backs average 5.7 yards or more, as well as each amassing 40 or more yards.

2013 BETHUNE-COOKMAN RANKINGS

Category	Avg.	NCAA	MEAC
Total Defense	260.0	2	1
Scoring Defense	27.7	55	2
Rushing Offense	231.0	17	1
Rushing Defense	104.3	11	3
Tackles for Loss	7.0	20	4
Scoring Offense	27.7	55	2
Turnover Margin	0.7	25	3
Sacks	2.67	25	3
Punt Returns	9.50	41	4
Pass Efficiency	126.08	63	2
Total Offense	367.3	70	2
Pass Defense	155.7	11	4
Pass Eff. Defense	108.58	18	3
Sacks Allowed	2.33	77	5
Kickoff Returns	19.56	82	7
Passing Offense	136.3	113	9
Net Punting	27.52	121	11

THREE-HEADED MONSTER

- Every week on the MEAC Coaches Teleconference, **Brian Jenkins** is asked about who will start at quarterback. The answer has, and always will be, that the Wildcats have a "three-headed monster" behind center in the form of three capable signal callers. B-CU has **SR Brodrick Waters, JR Quentin Williams** and **SR Jackie Wilson** all with unique skills, and Jenkins has each of them ready to go at any given moment to take over the reigns of the offense in a contest.

JENKINS AT MUNICIPAL

- Head coach **Brian Jenkins** made his sideline debut at Municipal Stadium Sept. 4, 2010 (W, 70-10 vs. Edward Waters) after spending the

TRENDS UNDER BRIAN JENKINS

Current Streak	Won 2
Current Home Streak.....	Won 1
Current Road Streak.....	Won 2
Last Win.....	27-6 at Howard (10/12/13)
Last Road Win	27-6 at Howard (10/12/13)
Last Loss	6-54 at Florida State (9/21/13)
Last Road Loss....	6-54 at Florida State (9/21/13)

	2013	All Yrs
Overall	5-1	32-9
Home	1-0	15-4
Away	4-1	13-4
Neutral	-	4-1
Grass	1-1	3-5
Turf	4-0	29-4
vs. Top 5	-	-
vs. Top 10	0-1	0-1
vs. Top 25	-	-
vs. FBS	1-1	1-3
Playoff Games	-	0-2

Leading After 1st Qtr	4-0	23-2
Tied After 1st Qtr	-	4-4
Trailing After 1st Qtr	1-1	5-3

Leading at Half	3-0	24-2
Tied at Half	2-0	6-5
Trailing at Half	0-1	2-2

Leading After 3rd Qtr	4-0	29-1
Tied After 3rd Qtr	-	1-7
Trailing After 3rd Qtr	1-1	2-1

Overtime Games	-	-
----------------	---	---

When Scoring First	4-0	25-2
When Opp Scores First	1-1	7-7

Largest Halftime Lead	31	35
Largest Halftime Deficit	33	33

Scoring 20+ Points	4-0	29-2
Scoring 30+ Points	2-0	19-0
Scoring 40+ Points	1-0	13-0
Scoring 50+ Points	1-0	7-0
Allowing 20 or Less	5-0	25-0
Allowing 30 or Less	5-0	31-4
Decided by 3 or Less	1-0	2-0
Decided by 10 or Less	-	6-2

Rush <200 Yds	1-1	8-6
Rush for >200 Yds	4-0	24-3
Rush for >300 Yds	1-0	9-0
Pass for >200 Yds	1-0	9-3
Pass for >300 Yds	-	1-1
Total >400 Yds	3-0	18-3

Opp. Rush <100 Yds	4-0	21-8
Opp. Pass <200 Yds	4-0	10-4
Opp. Total <300 Yds	5-0	16-7

Turnover Margin Positive	3-0	25-1
Turnover Margin Even	0-1	3-5
Turnover Margin Negative	2-0	4-3

Lead in Time of Possession	3-1	23-4
Trail in Time of Possession	2-0	9-5

WEEKLY MEDIA PLANNER: SAVANNAH STATE GAME

14 MON	15 TUE	16 WED	17 THU	18 FRI	19 SAT	20 SUN
No Practice Requested players available to media before team study hall	Practice (5:15 p.m.) Wildcat Practice Fields MEAC Teleconference 10 a.m. Requested players available to media after practice	Practice (5:15 p.m.) Wildcat Practice Fields Requested players available to media after practice Weekly Press Conference SAAC Conference Room 1-1:30 p.m. (Jenkins)	Practice (5:15 p.m.) Municipal Stadium NO AVAILABILITY (Jenkins) Requested players available to media after practice	NO AVAILABILITY	B-CU vs. Savannah State 4 p.m. Municipal Stadium Postgame Press Conference <i>B-CU locker room is closed</i> Brian Jenkins, 20 minutes after conclusion of game; players immediately after	NO AVAILABILITY

Sports Network Poll

1.	North Dakota State (161)	6-0	1
2.	Sam Houston State	5-1	2
3.	Eastern Illinois	5-1	5
4.	Eastern Washington	4-2	6
5.	Montana State	4-2	7
6.	Coastal Carolina	6-0	8
7.	Towson	6-1	3
8.	Fordham	7-0	10
9.	McNeese State	5-1	9
10.	Montana	5-1	11
11.	Northern Iowa	4-2	4
12.	Villanova	4-2	15
13.	Wofford	4-2	12
14.	Maine	5-1	14
15.	South Dakota State	4-3	13
16.	Youngstown State	6-1	18
17.	Bethune-Cookman	5-1	16
18.	Lehigh	5-1	17
19.	Northern Arizona	4-2	19
20.	James Madison	5-2	21
21.	Central Arkansas	3-3	20
22.	Samford	5-2	23
23.	Georgia Southern	4-2	22
24.	Tennessee State	6-1	NR
25.	New Hampshire	2-3	25

FCS Coaches Poll

1.	North Dakota State (26)	6-0	1
2.	Sam Houston State	5-1	3
3.	Eastern Illinois	5-1	4
4.	Coastal Carolina	6-0	6
5.	Montana State	4-2	7
6.	Eastern Washington	4-2	8
7.	Towson	6-1	2
8.	Fordham	7-0	9
9.	Montana	5-1	10
10.	McNeese State	5-1	11
11.	Villanova	4-2	15
12.	Wofford	4-2	12
13.	Northern Iowa	4-2	5
14.	Bethune-Cookman	5-1	13
15.	Youngstown State	6-1	16
16.	Lehigh	5-1	14
17.	Maine	5-1	17
18.	South Dakota State	4-3	18
19.	James Madison	5-2	19
20.	Central Arkansas	3-3	20
21.	Northern Arizona	4-2	21
22.	Tennessee State	6-1	23
23.	New Hampshire	2-3	22
24.	Charleston Southern	7-0	25
25.	Harvard	4-0	NR

prior season calling plays from the booth high above as Rutgers' offensive coordinator. Since Jenkins' arrival in 2010, the Wildcats are 15-4 at Municipal Stadium, averaging 42.8 points per game at home. Of the four losses at Municipal Stadium under Jenkins, two were post-season contests in the FCS Playoffs (2010 — vs. New Hampshire; 2012 — vs. Coastal Carolina).

ROAD WARRIORS

- Bethune-Cookman has won eight straight MEAC games on the road, which leads the league — North Carolina Central is second with two. The Wildcats' last MEAC road loss occurred on Oct. 8, 2011, at North Carolina A&T (22-3) — the only conference setback in Brian Jenkins' three-year head coaching career.

ANCHORING DOWN IN THE POLLS

- Following a win over Howard last weekend, Bethune-Cookman fell one spot in both *The Sports Network* and FCS Coaches poll. This week, B-CU is No. 17 in *The Sports Network* poll, while ranked No. 14 in the FCS Coaches poll. This marks the 11th consecutive week B-CU has been ranked in either the *Sports Network* or FCS Coaches poll.

ATOP THE RANKINGS

- The Bethune-Cookman offense and defense have been firing on all cylinders this season. The Wildcat currently rank atop the league in scoring defense, total defense and rushing defense. Additionally, the Cats are ranked fourth nationally in total defense.

NO THANKS, THE GROUND IS FINE

- The Bethune-Cookman offense is about as balanced as it can be, and there's no better way to show that under head coach **Brian Jenkins** than with the fact B-CU hasn't passed for 300 yards in a game since Nov. 20, 2010 vs. Florida A&M.
- None of the current Wildcat quarterbacks have accumulated a 300-yard game passing in their Maroon and Gold careers, but all are capable of producing big numbers on the ground.
- In the Jenkins' era, only twice have the Cats passed for 300-yards or more (vs. Delaware State - Oct. 9, 2010; vs. FAMU - Nov. 20, 2010).

HEALTHY JORDAN PAYING DIVIDENDS

- After his first injury-plagues season a year ago which kept him off the field, junior RB **Anthony Jordan** is seeking a healthy and happy year in 2013.
- Jordan leads the Wildcats rushing attack with 392 yards and five touchdowns.
- On the season, Jordan is averaging a total of 5.2 yards per carry, as well as 65.3 yards per game.
- Anthony Jordan ranks second in the league in rushing (65.3 yards per game).

STAY BEHIND THE LINE

- Through the first five games of the year, Bethune-Cookman has brought tremendous defensive pressure on that side of the ball. The Wildcats have picked up 16 sacks already this season by 10 different players. That combines with 42 tackles for loss by a total of 17 different players.





B-CU RECORD BOOK

RUSHING YARDS

CAREER

Rk.	Name, Years	Yards
1.	Allen Suber, 2000-03.....	2,897
2.	Pa'Tell Troutman, 1998-2000.....	2,839
3.	Isidore Jackson, 2010-present.....	2,669
4.	Randy Walker, 1971-73.....	2,429
5.	Wayne Allen, 1972-74.....	2,119
6.	Jimmie Russell, 2004-07.....	2,305
7.	Kevin Finnie, 1986-88.....	2,103
8.	Jay Rogers, 1999-2003.....	1,992
9.	Steve Wallace, 1994-97.....	1,801
10.	Ricky Cliatt, 1976-79.....	1,708

RUSHING TOUCHDOWNS

CAREER

Rk.	Name, Years	TDs
1.	Allen Suber, 2000-03.....	39
2.	Clyde Sanders, 1953-54.....	36
3.	Pa'Tell Troutman, 1998-2000.....	31
4.	Jimmie Russell, 2004-07.....	29
5.	Isidore Jackson, 2010-present.....	27
6.	Eric Weems, 2003-06.....	23
7.	Randy Walker, 1971-73.....	22
8.	Jay Rogers, 1999-2003.....	18
9.	Wayne Allen, 1972-74.....	17
10.	Kelvin Daniels, 1991-93.....	14

RECEPTIONS

CAREER

Rk.	Name, Years	Rec.
1.	James Adderly, 1994-98.....	219
2.	Eric Weems, 2003-06.....	178
3.	Morris Nobles, 1992-95.....	143
4.	Erik Lash, 1999-2002.....	133
5.	Jeff Parker, 1990-91.....	125
	Stevie Thomas, 1987-89.....	125
7.	Eddie Poole, 2010-present.....	122
8.	Sebastian Brown, 1982-85.....	120
9.	Leon Gonzalez, 1981-84.....	117
10.	Arthur Simmons, 1982-85.....	112

RECEIVING TOUCHDOWNS

CAREER

Rk.	Name, Years	TDs
1.	James Adderly, 1994-98.....	30
2.	Leon Gonzalez, 1981-84.....	21
	Jack "Cy" McClaire, 1949-52.....	21
4.	Eric Weems, 2003-06.....	19
5.	Bernard Coleman, 1973-75.....	18
	Eddie Poole, 2010-present.....	18
7.	Erik Lash, 1999-2002.....	16
	Sebastian Brown, 1982-85.....	16
9.	Morris Nobles, 1992-95.....	15
10.	Jeff Parker, 1990-91.....	12
	Remi Watson, 1983-86.....	12

RECEIVING YARDS

CAREER

Rk.	Name, Years	TDs
1.	James Adderly, 1994-98.....	3,557
2.	Eric Weems, 2003-06.....	2,533
3.	Erik Lash, 1999-2002.....	2,242
4.	Leon Gonzalez, 1981-84.....	2,151
5.	Morris Nobles, 1992-95.....	2,147
6.	Stevie Thomas, 1987-89.....	2,096
7.	Sebastian Brown, 1982-85.....	1,847
8.	Jeff Parker, 1990-91.....	1,765
9.	Eddie Poole, 2010-present.....	1,632
10.	Greg Taylor, 1984-87.....	1,469

I DON'T MEAN TO PRY, BUT...

- Offensive coordinator **Jim Pry** has several ties around the nation, not to mention with Vanderbilt. His son, Brent Pry, serves as Vanderbilt's Assistant Head Coach and Co-Defensive Coordinator. In addition, Franklin coached current Vandy head coach James Franklin while he was at East Stroudsburg in Pennsylvania.

NO FLY ZONE...

- Brian Jenkins** has praised defensive coordinator Charles "Yogi" Jones throughout his years with the program, and this year's defense has looked as solid as ever. Through six games this year, the Wildcats defense has allowed just five passing touchdowns. That number includes two from ACC opponent Florida State and the nation's top statistical passer in Jameis Winston.

HEAD COACH BRIAN JENKINS

- In three short seasons, **Brian Jenkins** has threatened to redefine the 90-year history of football at Bethune-Cookman University. It started in 2010 in his first year as the Wildcats' head coach, coming from Rutgers as an assistant coach. Throughout the duration has been an emergence of a program among the nation's elite behind the architect of one of the most prolific offenses in the entire Football Championship Subdivision. No other coach in school history has guided the football team to two Mid-Eastern Athletic Conference (MEAC) titles in his first three years. While Oliver "Buddy" Pough of South Carolina State has more league titles than that Ft. Lauderdale, Fla. native, only S.C. State's Bill Davis succeeded in doing so as a first-year coach. In the process of accumulating a 30-8 ledger in his fourth year at the helm, the two-time conference coach of the year sandwiched a pair of FCS Playoff appearances around yet another winning season in 2011. Accentuating the success was last year's 21-16 Florida Blue Florida Classic win over rival Florida A&M, marking the first time B-CU collected consecutive wins against the Rattlers since 2003-04. In addition to accumulating a mark of 21-3 in league play, his .769 overall winning percentage is the highest in school history and his .875 percentage in conference play is the second-best by any third-year head coach in league annals.

JORDAN BURSTS THROUGH

- Junior RB **Anthony Jordan** not only set a career-high with 150 yards on the ground against FIU, but he also became the first B-CU running back to top 100 yards rushing since Isidore Jackson (111 yards) last year at Morgan State.

#FIELDS of DREAMS

- Senior linebacker Jarkevis Fields continues to apply pressure on opposing offenses with lightning speed and brute force. The Sanford, Fla. native has led the Wildcats in tackles in all but three games this season, including six against FBS opponent FIU. Fields is the Preseason MEAC Defensive Player of the Year.

CHANGING THE STYLE

- Brian Jenkins** had previously adopted the dri-fit vest as his game day attire, but now he is changing the style for the 2013 season. The head man is now wearing a long-sleeve dri-fit Bethune-Cookman shirt with the football logo sprawled across it.



THE CARTER II

- Redshirt freshman **Jontavious Carter** arrived to Bethune-Cookman over the summer from the University of Miami. He did not see playing time at UMiami, but certainly made the most of his time in practice. His first two collegiate receptions as a Wildcat went for touchdowns against Virginia Union last weekend. It was the first two touchdown performance since **Eddie Poole** (vs. Hampton, 2011).

RETURN MEN

- The 2013 Bethune-Cookman Wildcats return 50 letterwinners, including 13 players who were starters last season – six on offense and seven on defense. B-CU also welcomes back long snapper **Andrew Ferris**, after losing place kicker **Sven Hurd** and punter **Kory Kowalski**.

4-2 DEFENSE

- With the Bethune-Cookman offense compiling an average of 29.4 points per game a season ago, the Wildcats' defense took the opportunity by going deep on the depth chart in a number of games — especially the Savannah State contest, to get reserves ample snaps. The result was 42 different players registering at least one tackle on the year.

THREE MINUTES OR LESS

- The "Speedway Offense" is certainly back in rare form this season under head coach Brian Jenkins. Against Virginia Union, the Wildcats scored eight times via an offensive series. Of those eight scores, seven took less than three minutes off the clock. That includes four scoring drives that spanned less than two minutes.

LIGHTNING STRIKES

- Of Bethune-Cookman's 20 drives resulting in touchdowns this season, nine have lasted less than three minutes and seven lasted two minutes or less.

DIVINE NINE

- For the first time since October 1, 2010 (at Miami), nine (9) different receivers caught passes against Virginia Union earlier this season. In that game back in 2011, 10 different Wildcats caught at least one pass against the Hurricanes.

RECORD BREAKERS

- The Wildcats' current roster features two players who have etched their names on a prestigious rushing list. SR RB **Isidore Jackson** is chasing several school records, including rushing yards and touchdowns. SR WR **Eddie Poole** chases the all-time receiving yards and receptions mark.

NON-CONFERENCE SUCCESS

- Since 2010, Bethune-Cookman is 8-4 in regular season, out-of-conference contests, earning notable victories against the likes of Florida International University (FBS member in 2013), Alabama State and Prairie View A&M in the MEAC/SWAC Challenge (2011, 2012). Three of the four losses have come against FBS opponents Miami (Fla.) and Florida State out of the Atlantic Coast Conference. Thus, the lone non-conference loss for the Cats since 2010 came last season to Tennessee State in Daytona Beach, Fla. on the heels of a 21-14 setback.

BIG RUSHING ATTACK

- In 2012, Bethune-Cookman averaged 244 rushing yards per game, giving the Wildcats an average of 251.3 on the ground the last two seasons. That's the most in consecutive years since 2002-03.
- Both of B-CU's regular rotation running backs of **Isidore Jackson** (5.6) and **Rodney Scott** (4.5) averaged 4.5 yards or better per carry last season.

FOUR-PUNCH COMBO

- Bethune-Cookman produced 39 touchdowns last season — running back Isidore Jackson (12), wide receiver Eddie Poole (5), quarterback Brodrick Waters (5) and fellow QB Quentin Williams (3) combined for 64 percent of them.

THE GRIND

- The original series The Grind, written and produced by The CatEye Network, made its debut last month with rave reviews. Check out BCUathletics.com for the latest show as well as previously archived shows.

SCHEDULE

- As usual, B-CU's 2013 schedule is challenging. Not only do the Wildcats face a pair of FCS opponents in FIU and Florida State, but another key non-conference match-up includes the season-opening visit to OVC foe Tennessee State. The TSU Tigers finished just outside the Top 25 polls a season ago, and were on the verge of claiming the first OVC crown in more than a decade. The contest against the Tigers will be played as part of the John Merritt Classic in the 63,000-seat L.P. Field — home of the TSU Tigers and Tennessee Titans of the National Football League. B-CU plays five home games at Municipal Stadium in 2013. The Cats welcome Virginia Union out of the CIAA, as well as MEAC contests against Savannah State, Norfolk State, South Carolina State (Homecoming) and Hampton. In fact, Bethune-Cookman will open the year with five of its first six games away from Daytona Beach, including a four-game stretch at FIU, FSU, Delaware State and Howard stretching into mid-October. As always, the regular season slate concludes with the annual Florida Blue Florida Classic against rival Florida A&M at the Citrus Bowl in Orlando, Fla. B-CU's Homecoming game against S.C. State is one of the most anticipated Homecoming tickets in nearly a decade, and is expected to sell out in the coming weeks.

MEDIA INFORMATION

COVERING THE WILDCATS

Interview requests for players and coaches after practice must be submitted by Noon the previous day. Member members wishing to write feature stories should submit feature story requests to **Bryan J. Harvey** (harveyb@cookman.edu) by 3 p.m. Sunday.

Harvey and the Bethune-Cookman Communications Staff will make every effort to schedule a separate time to accommodate those requests. Because of time constraints and academic/meeting obligations, media members may only request two (2) student-athletes and/or assistant coaches for post-practice interviews.

MEAC TELECONFERENCE

Bethune-Cookman head coach **Brian Jenkins** and the league's other 11 coaches will be featured on a weekly teleconference each Tuesday during the 2013 football season from 10 a.m. to 11:43 a.m., beginning Aug. 27, and concluding Dec. 3.

Each coach will have 10 minutes to make an opening statement and answer questions. There will be an audio file available of each teleconference on the Conference's official website (MEACsports.com) each Wednesday afternoon as well as a written transcript of the call.

Jenkins' schedule time is 10:23 a.m. to 10:33 a.m. ET each Tuesday. Media representatives wishing to participate in the teleconference should contact the MEAC Media Relations Office.

SCHEDULE OF COACHES:

10 a.m.	MEAC Notes
10:03 a.m.	Donald Hill-Eley (Morgan State)
10:13 a.m.	Earl Holmes (Florida A&M)
10:23 a.m.	Brian Jenkins (Bethune-Cookman)
10:33 a.m.	Kermit Blount (Delaware State)
10:43 a.m.	Rayford Petty (Howard)
10:53 a.m.	Pete Adrian (Norfolk State)
11:03 a.m.	Donovan Rose (Hampton)
11:13 a.m.	Earnest Wilson (Savannah State)
11:23 a.m.	Buddy Pough (South Carolina State)
11:33 a.m.	Rod Broadway (North Carolina A&T)
11:43 a.m.	Dwayne Foster (North Carolina Central)

B-CU MEDIA EMAIL LIST

Releases Available via Email

Media members interested in receiving Bethune-Cookman football releases via email should send requests to **Bryan J. Harvey** (harveyb@cookman.edu) and **Michael Stambaugh** (stambaughm@cookman.edu).

Game Day Media Policies

Only working media will be admitted to the Municipal Stadium press box. Seats will be issued according to the following criteria:

1. State newspapers by circulation, wire services, national publications, newspapers from opponent's area and student newspapers from B-CU and opposing schools.
2. Other daily newspapers, with preference to those that regularly cover B-CU.
3. Radio and TV personnel not broadcasting, but considering reporting.
4. Non-daily newspapers, with preference to those which regularly cover Bethune-Cookman Football.
5. Professional football scouts.
6. Freelance and/or non-daily writers may be asked to produce copies of actual publications in which their work has appeared. In some cases, these materials will be required as verification of the writers' status.



THEY'RE STAYING PUT

- For the first time in the **Brian Jenkins** era, the entire coaching staff from the 2012 campaign is back in place. This small facet is a big deal to Jenkins. For assistant coach **Terry Williams** and Chief of Operations **Jeff Fagan**, they have been with the program since the Alvin Wyatt years.

#30SOMETHING

- This season, Bethune-Cookman has scored 30 or more points in two of the five games played thus far.
- In each of its 9 wins a season ago, Bethune-Cookman has scored at least 20 points, including 5 wins when scoring 30+ points – all but one of those games coming in MEAC play.
- The Wildcats have won 21 straight games when scoring 30+ points and are 26-1 in their last 27 games.
- Bethune-Cookman's last loss when scoring 30+ in a game? Nov. 22, 2008 – a 58-35 loss against Florida A&M in Orlando, Fla.

POOLE KEEPS STREAKING

- Senior receiver **Eddie Poole** caught a pass in the first quarter at Howard, continuing his consecutive games with a catch streak at 41 games, which stretches his entire career with the Wildcats after transferring from Rutgers. He needs a reception in just three more consecutive games to break James Adderly's (1995-98) all-time consecutive streak record.

TAKE YOUR PICK

- The Bethune-Cookman defense has registered an interception in 22 of the last 25 games. The Cats had the longest streak in the nation at 17 games prior to last season's *Florida Blue Florida Classic* against FAMU when they failed to collect an INT.
- The Wildcats defense has registered interception returns for touchdown in two of the six games this year.

RETURN TO SENDER

- Senior DB **Tim Burke** recorded his third career interception against FIU, returning it 92 yards for the fourth-longest INT return in school history, and marking his first career interception return for touchdown.
- With interceptions by DE **Erik Williams** and DB **Nick Addison** each going for touchdowns against Virginia Union, the Bethune-Cookman defense accomplished something it hadn't done in more than 15 years...collected two INT returns for touchdowns in the same game.

EXPLOSION PLAYS

- In 2012, Bethune-Cookman accumulated 47 "explosion plays" of 25 yards or more from scrimmage. Of that number, the Wildcats return 11 players in 2013 who accounted for 35 of those "big plays," including seven by SR RB **Isidore Jackson** and four from SR WR **Eddie Poole**. A staple of Bethune-Cookman's "Speedway" offensive attack, the Wildcats have averaged three "explosion plays" per game since the Miami game last season.

58 - Jordan rush at FIU*

50 - Poole rec. at Delaware State

47 - Jackson rush vs. Virginia Union

44 - Poole rec. vs. Virginia Union

43 - White rush at FIU

36 - Cleckley rec. vs. Howard

33 - Cleckley rec. at Tennessee State

31 - Q. Williams rush at Delaware State*

30 - Poole rec. at Delaware State

30 - Carter rec. vs. Howard

* - indicates touchdown

2013 BETHUNE-COOKMAN UNIFORM SYSTEM

- The Wildcats are taking the field this year wearing the MEAC's mandatory Russell apparel, but the combinations – including the helmets, will not be decided until game time each week by the players. The combinations last year had fans begging for more, and the combinations this year are sure to be just as exciting. Here's a breakdown of this combinations game-by-game:

WK	Helmet	Jersey	Pants
1	White	White	Maroon
2	Black	Maroon	Maroon
3	White	White	White
4	Black	White	Black
5	Gold/Maroon	Gray	Gray
6	White	Gold	White



2013 MEAC Standings

	Conf.		Overall		Stk
	W	L	W	L	
Bethune-Cookman	2	0	5	1	W2
S.C. State	3	0	5	2	W5
Norfolk State	2	1	2	4	L1
Delaware State	2	1	2	4	W1
N.C. Central	1	1	3	3	L1
Florida A&M	1	1	2	4	W1
Morgan State	1	1	1	5	W1
Hampton	1	1	1	5	W1
N.C. A&T	1	2	3	2	L2
Howard	0	3	1	5	L4
Savannah State	0	3	1	6	L4

Week 7 Schedule

Saturday, Oct. 19

Delaware State at North Carolina A&T, 1 p.m.

Hampton at Norfolk State, 1 p.m.

Morgan State at North Carolina Central, 2 p.m.

Howard at Florida A&M, 2 p.m.

Savannah State at Bethune-Cookman, 4 p.m.

All times Eastern Standard

2013 MEAC Preseason Poll

- Bethune-Cookman (16)** 145
- South Carolina State (2) 365
- North Carolina A&T 302
- North Carolina Central 260
- Florida A&M 250
- Howard 227
- Norfolk State (1) 22
- Delaware State 201
- Hampton (1) 196
- Morgan State 113
- Savannah State (1) 52



QUICK FACTS

UNIVERSITY INFORMATION

Location	Daytona Beach, Fla.
Enrollment	3,578
Founded	1904
Nickname	Wildcats
Colors	Maroon (PMS 209) and Gold (PMS 130)
President	Dr. Edison O. Jackson
Director of Athletics	Lynn W. Thompson
Conference	Mid-Eastern Athletic (MEAC)
Stadium / Capacity	Municipal Stadium / 9,601
Press Box Phone	386-671-8968/8973
Ticket Office Phone	386-481-2465

COACHING STAFF

Head Coach	Brian Jenkins
Record at B-CU	30-9 (4th season)
Career Record	30-9 (4th season)
Asst. HC / Special Teams / Safeties	Terry Sims
Assoc. HC / Def. Coord. / LBs	Charles "Yogi" Jones
Offensive Coord. / QBs	Jim Pry
Cornerbacks	Terry Williams
Defensive Line / Recruiting Coord. (JuCo)	Earl Lane
Offensive Line	John Powers
Tight Ends / Recruiting Coord. (HS)	Lawal McCray
Wide Receivers / Camp Coord.	D.J. McCarthy
Running Backs	Autry L. Denson, Jr.
Asst. Defensive Coach	Keith Little
Graduate Assistant / Offense	Ryan Kobbe
Graduate Assistant / Defense	Sharrick Moore

SUPPORT STAFF

Chief of Staff	Jeff Fagan
Head Strength Coach	Medgar Harrison
Asst. Strength Coach	Adrian Briones
Massage & Recovery	John Schmitz
Media & Video Coordinator	Darian McCaskill
Administrative Assistant to Head Coach	Jocelyn Riley
Head Football Athletic Trainer	Emily Nibbelink
Equipment Manager	Michael Humphrey
Operations Staff	Rose Amazan
	Joe Black
	Dominique Rodman
	Briana Jenkins

COMMUNICATIONS (FOOTBALL)

Asst. AD for Communications	Bryan J. Harvey
Cell	757-268-4561
E-mail	harveyb@cookman.edu
Twitter	@SoBeeHarv
Associate Director	Michael Stambaugh
Cell	785-979-5721
E-mail	stambaughm@cookman.edu
Twitter	@BCUathletics
Assistant Director	Dan Ryan
Cell	801-376-6883
E-mail	ryand@cookman.edu
Twitter	@DaytonaDan
Website	www.BCUathletics.com
Football Twitter	@BCUGridIron
Mailing Address	640 Dr. Mary McLeod Bethune Blvd. Office of Athletic Communications Daytona Beach, FL 32114

FUN FACT I

- For the second year in a row, Bethune-Cookman will play six "State" opponents, and open with a "State" foe as well. B-CU holds a record of 21-9 all-time in season-openers versus "State" opponents. In fact, the Cats are 10-0 in those contests since 1992.

LESS THAN A CENTURY

- Against Delaware State, the Wildcats defense limited Delaware State to a season-low 10 yards rushing. That was the lowest performance allowed by B-CU since 34 yards against North Carolina A&T in 2009.
- On the year, only Florida State (266) and Tennessee State (116) have topped the 100-yard mark on the ground against Bethune-Cookman.

ON TV

- B-CU is one of the Mid-Eastern Athletic Conference's most televised teams annually, and this year proves to be no exception. The Wildcats have appeared in no less than three televised games each season since 2010, and this year's schedule will see five nationally broadcast games. Tennessee State, Florida State, North Carolina Central and Florida A&M will all be a part of the ESPN family of networks, while the FIU game is slated for a Fox Sports broadcast.

JACKSON, RICHARDSON ON CFPA PERFORMER OF THE YEAR WATCH LIST

- Senior running back **Isidore Jackson** and junior defensive lineman **LeBrandon Richardson** are among the names listed on the 2013 CFPA National Performer of the Year Watch List.
- Jackson and Richardson are two of seven FCS players from HBCUs on the 2013 National Performer of the Year Watch List by College Football Performance Award. The two players join Isaiah Crowell (Alabama State), Robert Simpson (Mississippi Valley State), Lynden Trail (Norfolk State), Qua Cox (Jackson State) and Steven Godbolt III (Tennessee State) are the other HBCU representatives on this year's list.

WILDCATS CONTINUE HIGH APR MARKS

- Bethune-Cookman University finished in the top five of the MEAC in 10 of the 17 sponsored sports, and led the MEAC with the highest APR mark in football, men's cross country, softball and women's golf.
- The school also enjoyed second place rankings in men's basketball, baseball, men's indoor track & field, and men's outdoor track & field. Men's golf and men's tennis each finished fifth in the multi-year rankings.
- Four B-CU teams collected APR scores of .976 or better, including women's golf with a perfect 100 percent academic progress rate (APR).
- Football finished with a .935, allowing them to finish in the top half of the league for that particular sport.

BETHUNE-COOKMAN'S 2013 APR PERCENTAGES	
SPORT	SCORE
Women's Golf	1.000
Men's Cross Country	.990
Softball	.982
Men's Tennis	.976
Baseball	.966
Women's Tennis	.964
Bowling	.962
Volleyball	.956
Men's Outdoor Track & Field	.954
Men's Indoor Track & Field	.953
Men's Basketball	.947
Football	.935
Men's Golf	.924
Women's Cross Country	.923
Women's Indoor Track & Field	.922
Women's Basketball	.922
Women's Outdoor Track & Field	.920

FIND US SOCIALLY

- For all the latest information on Bethune-Cookman Wildcats Football, follow @BCUathletics or @BCUGridIron on Twitter.

BETHUNE-COOKMAN DEPTH CHART

GAME 7 vs. Savannah State
as of Oct. 17, 2013

SS	FS
10 Jameson WRIGHT 6-1 • 190 • Jr. Ft. Pierce, Fla.	7 Nick ADDISON 6-2 • 180 • Jr. Tampa, Fla.
22 Joshua RICHARDSON 5-10 • 185 • Jr. Moss Point, Miss.	13 Theodore HOWARD 5-11 • 175 • Sr. Ft. Meade, Fla.

SAM	MIKE	WILL
41 Nesley MARCELLON 6-1 • 225 • Sr. Ft. Lauderdale, Fla.	1 Jarkevis FIELDS 6-0 • 230 • Sr. Sanford, Fla.	16 Donald SMITH 6-0 • 218 • Jr. Tampa, Fla.
51 Arlen McCRAY-NIBBS 6-0 • 250 • Jr. Atlanta, Ga.	9 Tavarus DANTZLER 6-3 • 225 • Jr. Homestead, Fla.	42 Ralph WILLIAMS, JR. 6-1 • 240 • Jr. Miami, Fla.

CB	DE	DT	DT	DE	CB
21 Tim BURKE 5-10 • 175 • Sr. Ft. Lauderdale, Fla.	50 LeBrandon RICHARDSON 6-2 • 255 • Jr. Miami, Fla.	91 Tevin TONEY 6-2 • 265 • Sr. Sebring, Fla.	56 Rony BARROW 6-2 • 250 • Jr. Brooklyn, N.Y.	43 Erik WILLIAMS 6-3 • 250 • Sr. Ft. Lauderdale, Fla.	8 Thomas FINNIE 5-10 • 185 • Jr. Miami, Fla.
36 Marquis DRAYTON 6-1 • 200 • Soph. Ft. Lauderdale, Fla.	49 Dyrone DYE 6-5 • 258 • Grad. Sanford, Fla.	44 Branden BRYANT 6-1 • 295 • Jr. Atlanta, Ga.	99 Dwayne MONTGEMERY 6-5 • 253 • Jr. Ft. Lauderdale, Fla.	59 Brandin HUDSON 6-1 • 276 • Jr. Miramar, Fla.	29 Dion HANKS 5-10 • 190 • Jr. Miami, Fla.

TE	LT	LG	C	RG	RT
83 Jordan MURPHY 6-2 • 245 • Sr. Ayer, Mass.	68 Alex MONROE 6-5 • 305 • Sr. Jacksonville, Fla.	53 Rashard BROWN 6-3 • 305 • Jr. Kissimmee, Fla.	54 Brian DORSEY 6-4 • 300 • Jr. Jacksonville, Fla.	77 Dariusz BLADEK 6-5 • 310 • Soph. Kissimmee, Fla.	65 Anthony KIBLER 6-4 • 338 • Jr. Belle Glade, Fla.
6 Justin HENDERSON 6-2 • 240 • Jr. North Little Rock, Ark.	57 Trevin HUFF 6-4 • 270 • Soph. Tallahassee, Fla.	70 Josue JOSEPH 6-4 • 289 • R-Soph. Orlando, Fla.	62 Andrew EDOUARD 6-2 • 295 • Jr. Philadelphia, Pa.	74 Michael J. JONES 6-7 • 310 • Soph. Fayetteville, N.C.	57 Trevin HUFF 6-4 • 270 • Soph. Tallahassee, Fla.

WR
3 Eddie POOLE 6-4 • 195 • Sr. Bell Glade, Fla.
15 Jontavious CARTER 6-2 • 203 • Soph. Cordele, Ga.

QB
14 Quentin WILLIAMS 6-0 • 190 • Jr. Tampa, Fla.
—OR—
5 Jackie WILSON 6-0 • 210 • Sr. Ft. Lauderdale, Fla.
—OR—
11 Brodrick WATERS 5-11 • 195 • Sr. Sarasota, Fla.

WR
12 Preston CLECKLEY 5-8 • 170 • Sr. Delray Beach, Fla.
17 Jhomo GORDON 6-0 • 195 • Jr. Palm Bay, Fla.

WR
18 Isaac VIRGIN 6-4 • 235 • Sr. Ft. Pierce, Fla.
19 Michael D. JONES 6-0 • 185 • Fr. Sarasota, Fla.

SPECIAL TEAMS
PK/KO - 47 Jonathan CAGLE 6-3 175 Soph. Pensacola, Fla.
P - 47 Jonathan CAGLE 6-3 175 Soph. Pensacola, Fla.
LS - 58 Andrew FERRIS 6-2 240 Sr. Daytona Beach, Fla.
66 Dazzie MORRIS 6-2 260 Fr. Apopka, Fla.
HO - 11 Brodrick WATERS 5-11 195 Sr. Sarasota, Fla.
5 Jackie WILSON 6-0 210 Sr. Ft. Lauderdale, Fla.
PR - 20 Jocelyn BORGELLA 5-8 180 Soph. Miami, Fla.
12 Preston CLECKLEY 5-8 170 Sr. Delray Beach, Fla.
KR - 84 Darian BAKER 5-10 174 Fr. Jacksonville, Fla.
19 Michael D. Jones 6-0 185 Fr. Sarasota, Fla.
15 Jontavious CARTER 6-2 203 Soph. Cordele, Ga.

RB
26 Cary WHITE 5-10 • 210 • Jr. Tampa, Fla.
28 Drexler DIXON 5-10 • 180 • Soph. Orlando, Fla.

RB
2 Isidore JACKSON 5-10 • 205 • Sr. Mossy Head, Fla.
4 Anthony JORDAN 6-0 • 220 • Jr. Atlanta, Ga.

START CHART

OFFENSE

Player	'10	'11	'12	'13	Streak	Career
Bladek	-	-	-	6	6	6
R. Brown	-	-	8	5	4	13
Carter	-	-	-	1	1	1
Cleckley	1	6	7	6	7	20
Dorsey	-	-	-	2	-	2
Edouard	-	-	-	5	5	5
Gordon	-	-	1	4	2	5
P. Harris	-	-	4	-	-	4
Huff	-	-	-	1	1	1
Jackson	-	8	10	1	1	19
Jordan	-	-	-	5	5	5
Kibler	-	-	-	6	6	6
Monroe	-	10	12	5	18	27
Murphy	1	10	6	2	2	19
Poole	8	11	11	6	8	36
Pryor	-	-	-	1	-	1
Virgin	-	-	-	4	-	4
Waters	-	-	1	1	-	2
White	-	-	-	1	-	1
Q. Williams	-	-	7	2	-	9
Wilson	1	5	3	3	2	12

DEFENSE

Player	'10	'11	'12	'13	Streak	Career
Addison	-	-	12	6	18	18
Barrow	-	-	-	4	1	4
Borgella	-	-	1	-	-	1
Bryant	-	-	2	-	-	2
Burke	-	2	11	6	6	19
Dantzler	-	-	4	1	1	5
Drayton	-	-	-	4	2	4
Dye	-	-	-	2	2	2
Fields	2	11	10	5	1	28
Finnie	-	-	-	4	4	4
Hanks	-	9	10	2	2	21
Knight	-	-	2	1	1	3
Marcellon	2	-	11	4	3	17
J. Richardson	-	-	-	1	-	1
L. Richardson	-	-	11	6	8	17
Smith	-	-	1	4	-	5
Toney	-	8	11	6	15	25
E. Williams	6	-	-	5	5	11
R. Williams	-	-	-	1	1	1
Wright	-	-	-	2	-	2

SPECIAL TEAMS

Player	'10	'11	'12	'13	Streak	Career
Cagle	-	-	-	6	6	6
Ferris	5	11	12	6	17	34

PRONUNCIATION GUIDE

Rahdeese Alcutt	Rah-DEE-se
Dariusz Bladek	DARE-ee-YOU-sh
	BLAH-deck
Jocelyn Borgella	BORE-jell-ah
Jontavious Carter	John-TAY-VEE-us
Tavarus Dantzler	Toe-VAR-us
	DANCE-ler
Jawill Davis	jah-WILL
Andrew Edouard	ed-WHARD
Atreyu Farrior	UH-TREY-you
Jarkevis Fields	Jar-KEE-vus
Jhomo Gordon	JOE-moe
Uriah Horne	YOU-rye-uh
Isidore Jackson	EYES-uh-DOOR
Jarontay Jones	Jar-RON-tay
William Koen III	CONE
Angel LoCicero	Low-SISS-err-ROE
Ja-Quan Lumas	JAY-kwahn
Werley Placide	WHIRL-ee
	Pluh-SEED
Jamaruz Thompkins	Juh-MARE-us

GAME RECAPS

GAME 1 • NASHVILLE, TENN. • LP FIELD			
		23/20 BETHUNE-COOKMAN	12
		TENNESSEE STATE	9
SCAN QR CODE FOR: Photos, Stats, Interviews, Highlights, Game Replay			

GAME NOTES

- WR Eddie Poole extended his streak of consecutive games with a reception to 36 as he hauled in a first quarter pass from Jackie Wilson.
- The halftime tie score of 6-6, it marks the first tie score for the Wildcats at the half since the N.C. Central in Daytona Beach. That game was tied at 14, until the Cats broke the game open in the second half for a 42-17 defeat of the Eagles.
- The Wildcats got on the board first on their opening drive of the game, courtesy a 21-yard Jonathan Cagle field goal.
- It was Bethune-Cookman's first victory over Tennessee State since 1987.
- TE Jordan Murphy was named Offensive MVP.
- LB Jarkevis Fields was named Defensive MVP.
- Head coach Brian Jenkins improved to 4-0 all-time in season-openers.

STATISTICS

SCORING	1	2	3	4	OT	F
Bethune-Cookman	6	0	0	6	—	12
Tennessee State	0	6	3	0	—	9

SCORING SUMMARY

1st	7:13	BC	Cagle 21 FG
	2:08	BC	Cagle 30 FG
2nd	11:28	TS	Godfrey 21 FG
	1:48	TS	Godfrey 44 FG
3rd	1:14	TS	Godfrey 26 FG
4th	5:01	BC	Murphy 6 pass from Wilson (Cagle kick blocked)

TEAM STATISTICS

	BCU	TSU
FIRST DOWNS	17	14
RUSHES-YARDS (NET)	42-162	38-116
PASSING YDS (NET)	98	132
Passes Comp-Att-Int	10-20-1	13-22-0
TOTAL OFFENSE PLAYS-YARDS	62-260	60-248
Fumble Returns-Yards	0-0	0-0
Punt Returns-Yards	2-41	2-51
Kickoff Returns-Yards	3-99	3-84
Interception Returns-Yards	0-0	1-0
Punts (Number-Avg)	4-27.0	5-30.0
Fumbles-Lost	1-0	2-0
Penalties-Yards	5-35	8-70
Possession Time	28:13	31:47
Third-Down Conversions	4 of 14	8 of 16
Fourth-Down Conversions	3 of 3	0 of 0
Red-Zone Scores-Chances	3-3	3-3

INDIVIDUAL STATISTICS

RUSHING: BCU — Jackson 12-56; Wilson 11-43; Waters 7-34; Jordan 8-26; White 3-7; TEAM 1-(-4). TSU — Hooks 13-47; Broughton 14-45; Leonard 1-31; Davenport 1-0; Butler 9-(-7).
PASSING: BCU — Wilson 7-12-0-54 1 TD; Waters 3-8-1-44. TSU — Butler 13-21-0-132.

RECEIVING: BCU — Murphy 3-35 1 TD; Poole 3-16; Jordan 2-8; Cleckley 1-33; White 1-6. TSU — Leonard 5-38; Wilson 3-36; Kelly 2-26; Broughton 2-21; Hooks 1-11.

INTERCEPTIONS: BCU — None. TSU — Van Dyke 1-0.

FUMBLES: BCU — TEAM 1-0. TSU — Hooks 1-0; Leonard 1-0.

SACKS (UA-A): BCU — Finnie 1-0; Richardson 1-0; Marcellon 1-0; Fields 1-0. TSU — Shipley 0-1; Evans 0-1.

TACKLES (UA-A): BCU — Richardson 8-2; Fields 6-4; Toney 5-2; Addison 4-1; Marcellon 4-1; Williams, Jr. 3-1. TSU — Thrasher 6-4; Evans 3-5; Harper 2-3; Jackson 4-0; Fitzpatrick 4-0; Godbolt III 4-0; Jackson 3-1.

GAME 2 • DAYTONA BEACH, FLA. • MUNICIPAL STADIUM			
		VIRGINIA UNION	7
		25/23 BETHUNE-COOKMAN	66
SCAN QR CODE FOR: Photos, Stats, Interviews, Highlights, Game Replay			

GAME NOTES

- Eight different receivers caught passes for the Wildcats today, marking the first time that's happened since 2010.
- QB Quentin Williams' first carry of the season was a keeper around the left side for a touchdown in the first quarter.
- DE Erik Williams returned his first career touchdown came via a 41-yard pickoff on VUU quarterback Shawheem Dowdy in the first quarter.
- WR Jontavious Carter hauled in two touchdowns through the air, becoming the first player to register two receiving TDs in a game since Eddie Poole (vs. Hampton, 2011).
- Senior WR Eddie Poole extended his streak of consecutive games with a reception to 37 as he hauled in a first quarter pass from Quentin Williams.
- Jonathan Cagle has connected on all three of his field goal attempts this season in his rookie debut.

STATISTICS

SCORING	1	2	3	4	OT	F
Virginia Union	0	7	0	0	—	7
Bethune-Cookman	17	21	14	14	—	66

SCORING SUMMARY

1st	9:47	BC	Cagle 20 FG
	5:39	BC	E. Williams 41 INT return (Waters rush)
	0:19	BC	Q. Williams 5 run (Cagle kick blocked)
2nd	8:04	VU	Kelly 1 run (Krepich kick)
	6:09	BC	White 1 run (Cagle kick)
	5:53	BC	Addison 38 INT return (Cagle kick)
	3:32	BC	Jordan 20 run (Cagle kick)
3rd	11:25	BC	Carter 16 pass from Wilson (Cagle kick)
	3:05	BC	Carter 22 pass from Waters (Cagle kick)
4th	6:21	BC	Dixon 12 run (Cagle kick)
	2:11	BC	Michael D. Jones 16 pass from Q. Williams (Cagle kick)

TEAM STATISTICS

	VUU	BCU
FIRST DOWNS	14	25
RUSHES-YARDS (NET)	45-95	44-282
PASSING YDS (NET)	87	182
Passes Comp-Att-Int	12-23-3	13-20-1
TOTAL OFFENSE PLAYS-YARDS	182	464
Fumble Returns-Yards	0-0	0-0
Punt Returns-Yards	0-0	3-21
Kickoff Returns-Yards	10-203	1-28
Interception Returns-Yards	1-9	3-79
Punts (Number-Avg)	5-21.0	0-0.0
Fumbles-Lost	2-0	2-0
Penalties-Yards	7-74	10-68
Possession Time	38:11	21:49
Third-Down Conversions	6 of 16	8 of 11
Fourth-Down Conversions	1 of 4	0 of 2
Red-Zone Scores-Chances	1-1	7-8

INDIVIDUAL STATISTICS

RUSHING: VUU — Shaw 14-65; Kelly 19-41; Dowdy 6-3; Parker 1-2; Malone 4-1; Reynoso 1-(-17). BCU — White 8-62; Jackson 6-45; Jordan 6-45; Q. Williams 4-32; Dixon 5-32; Arnold 7-28; Wilson 4-24; Waters 4-14.

PASSING: VUU — Graham 7-14-2-43; Dowdy 5-9-1-44. BCU — Waters 4-8-0-54 1 TD; Wilson 5-7-0-55 1 TD; Q. Williams 4-5-1-73 1 TD.

RECEIVING: VUU — Holmes 4-41; Wright 3-12; Duchenne 1-24; Anderson 1-4; Davis 1-3; Shaw 1-2; Parker 1-1. BCU — Gordon 3-28; Carter 2-38 2 TD; Davis 2-19; Poole 1-44; Michael D. Jones 1-161 TD; Virgin 1-14; Jordan 1-9; Lumas 1-7; Murphy 1-7.

INTERCEPTIONS: VUU — Blanks 1-9. BCU — E. Williams 1-41 1 TD; Addison 1-38 1 TD; Richardson 1-0.

FUMBLES: VUU — Dowdy 1-0; Reynoso 1-0. BCU — Wilson 1-0; Waters 1-0.

SACKS (UA-A): VUU — None. BCU — Dye 2-0-12.

TACKLES (UA-A): VUU — Blanks 4-8; Bailey 5-4; Wallace 3-5; Neeley 1-5; Roane 3-2; Elsayed 3-1. BCU — Fields 3-4; Howard 2-5; Dantzler 5-1; Dye 3-3; Smith 2-4; Marcellon 0-6.

GAME 3 • MIAMI, FLA. • FIU STADIUM			
		23/22 BETHUNE-COOKMAN	34
		FIU	13
SCAN QR CODE FOR: Photos, Stats, Interviews, Highlights, Game Replay			

GAME NOTES

- RB Anthony Jordan's 150-yards were a career-high, and his 58-yard first-quarter touchdown was the longest run of his career.
- DB Tim Burke's 92-yard INT return was the fourth-longest in program history.
- Jordan has scored a touchdown in six of his last eight games.
- The Bethune-Cookman defense has now scored as many touchdowns (3) as it has allowed (3) so far this season.
- The win is the first for B-CU against an FBS opponent, and puts the Wildcats record against FBS opponents at 1-2 all-time.
- The B-CU defense allowed just its first second half touchdown of the year.
- This is B-CU's first 3-0 start since 2010. B-CU had a 4-0 start in 2003 that included a win over FIU in week three, as well as a 9-0 start in 2002 that included a 31-0 win over FIU in week four that same year.

STATISTICS

SCORING	1	2	3	4	OT	F
Bethune-Cookman	7	7	14	6	—	34
FIU	0	7	0	6	—	13

SCORING SUMMARY

1st	11:27	BCU	Jordan 58 run (Cagle kick)
2nd	6:51	FIU	T.J. Lowder 8 pass from Medlock (Taylor kick)
	1:58	BCU	White 5 run (Cagle kick)
3rd	7:46	BCU	Q. Williams 15 run (Cagle kick)
	4:01	BCU	White 43 run (Cagle kick)
4th	14:38	BCU	Burke 92 INT return (Cagle kick blocked)
	7:45	FIU	J. Smith 1 pass from Hilliard (Taylor kick blocked)

TEAM STATISTICS

	BCU	FIU
FIRST DOWNS	19	9
RUSHES-YARDS (NET)	52-311	33-73
PASSING YDS (NET)	38	156
Passes Comp-Att-Int	6-11-1	11-18-1
TOTAL OFFENSE PLAYS-YARDS	349	229
Fumble Returns-Yards	0-0	0-0
Punt Returns-Yards	3-16	3-87
Kickoff Returns-Yards	3-69	6-173
Interception Returns-Yards	1-92	1-0
Punts (Number-Avg)	5-42.8	7-34.3
Fumbles-Lost	2-0	1-1
Penalties-Yards	6-60	7-50
Possession Time	34:15	25:45
Third-Down Conversions	4 of 12	3 of 12
Fourth-Down Conversions	1 of 1	1 of 2
Red-Zone Scores-Chances	2-2	2-3

INDIVIDUAL STATISTICS

RUSHING: BCU — Jordan 21-150; White 8-69; Q. Williams 13-69; Dixon 7-29; Cleckley 1-7; TEAM 2-(-13). FIU — Caldwell 13-38; Spearman 6-21; Coleman 3-6; Medlock 10-5; Satterfield-Rowe 1-3.

PASSING: BCU — Q. Williams 6-11-1-38.

FIU — Medlock 9-15-1-149 2 TD; Hilliard 2-3-0-7.

RECEIVING: BCU — Jordan 3-14; Cleckley 2-11; Poole 1-13.

FIU — Lowder 6-125; Porter 2-16; J. Smith 2-9; Jasper 1-6.

INTERCEPTIONS: BCU — Burke 1-92. FIU — Miller 1-0.

FUMBLES: BCU — Jordan 2-0. FIU — Spearman 1-0.

SACKS (UA-A): BCU — Barrow 2-0-11; Marcellon 1-0-8;

E. Williams 1-0-16. FIU — Francois 1-0-9; Patrick Jean 1-0-4.

TACKLES (UA-A): BCU — Fields 2-4; Addison 2-3; D. Smith 2-3; Drayton 2-3; Barrow 4-0. FIU — Russell 10-4; Hickman 5-3; D. Jones 5-2; Perine 3-1; Rosado 2-2.



GAME RECAPS

GAME 4 • TALLAHASSEE, FLA. • DOAK CAMPBELL STADIUM			
		19/17 BETHUNE-COOKMAN	6
		8/8 FLORIDA STATE	54
SCAN QR CODE FOR: Photos, Stats, Interviews, Highlights, Game Replay			

GAME NOTES

- Senior LB Jarkevis Fields registered two tackles tonight, placing him 10th all-time in school history for career tackles with 237 career tackles.
- With just seven points scored in the game, Bethune-Cookman failed to score in double-digits for the first time since Oct. 8, 2011, at North Carolina A&T. The Wildcats lost that game, 22-3.
- With tonight's loss, Bethune-Cookman's streak of six consecutive road wins comes to an end. The last loss – a 38-10 decision at ACC foe Miami (Fla.) on Sept. 15, 2012.
- Senior OL Alex Monroe took a tipped Quentin Williams pass attempt in the first quarter, taking in his first career reception.
- Senior receiver Eddie Poole extended his streak of consecutive games with a reception to 39 as he hauled in a first quarter pass from quarterback Quentin Williams.
- Florida State's first quarter interception for touchdown was the first against Bethune-Cookman since Miami (Fla.) accomplished the feat on Oct. 11, 2011.

STATISTICS

SCORING	1	2	3	4	OT	F
Bethune-Cookman	0	0	6	0	—	6
Florida State	10	23	21	0	—	54

SCORING SUMMARY

1st	8:39	FS	Telvin Smith 68 INT return (Aguayo kick)
	2:33	FS	Aguayo 45 FG
2nd	13:50	FS	Team Safety
	12:11	FS	Benjamin 11 pass from Winston (Aguayo kick)
	5:49	FS	Wilder, Jr. 2 run (Aguayo kick)
	1:13	FS	Freeman 1 run (Aguayo kick)
3rd	13:39	FS	Greene 19 pass from Winston (Aguayo kick)
	8:21	BC	Wilson 7 run (Cagle kick failed)
	6:15	FS	K. Williams 3 run (Aguayo kick)
	0:46	FS	K. Williams 1 run (Aguayo kick)

TEAM STATISTICS

	BCU	FSU
FIRST DOWNS	18	26
RUSHES-YARDS (NET)	56-182	36-266
PASSING YDS (NET)	60	226
Passes Att-Comp-Int	17-8-1	25-13-0
TOTAL OFFENSE PLAYS-YARDS	73-242	61-492
Fumble Returns-Yards	0-0	0-0
Punt Returns-Yards	1-6	0-0
Kickoff Returns-Yards	7-104	3-86
Interception Returns-Yards	0-0	1-68
Punts (Number-Avg)	8-39.1	3-39.0
Fumbles-Lost	2-0	1-1
Penalties-Yards	8-59	3-25
Possession Time	35:59	24:01
Third-Down Conversions	9 of 18	2 of 6
Fourth-Down Conversions	0 of 0	0 of 0
Red-Zone Scores-Chances	1-1	6-7

INDIVIDUAL STATISTICS

RUSHING: BCU — Jordan 15-81; Wilson 12-41; Green 10-28; White 7-13; Q. Williams 7-11; Dixon 5-8. FSU — Freeman 10-112; K. Williams 9-83; Wilder, Jr. 8-56; Winston 3-11; Green 5-8; Coker 1-(-4).

PASSING: BCU — Wilson 5-10-0-37; Q. Williams 3-7-1-23. FSU — Winston 10-19-0-148; Coker 3-6-0-78.

RECEIVING: BCU — Poole 3-46; Murphy 2-9; Baker 1-5; Monroe 1-0; Terry 1-0. FSU — Shaw 4-89; Greene 4-44; Benjamin 2-26; Green 2-25; Whitfield 1-42.

INTERCEPTIONS: BCU — None. FSU — T. Smith 1-68.

FUMBLES: BCU — Dixon 1-0; Q. Williams 1-0. FSU — Wilder, Jr. 1-1.

SACKS (UA-A): BCU — Bryant 1-0. FSU — Thomas 1-0; Ramsey 1-0; Terrance Smith 1-0.

TACKLES (UA-A): BCU — Drayton 5-6; Addison 1-6; Bryant 5-0; Hanks 2-2; Williams, Jr. 2-2. FSU — Terrance Smith 5-7; Casher 6-4; Eligwe 2-4; Brooks 3-2; Levenberry 3-2; Northrup 2-3; Telvin Smith 2-3.

GAME 5 • DOVER, DEL. • ALUMNI STADIUM			
		21/16 BETHUNE-COOKMAN	21
		DELAWARE STATE	7
SCAN QR CODE FOR: Photos, Stats, Interviews, Highlights, Game Replay			

GAME NOTES

- For the first time all season, the Wildcats had four different running backs average 5.7 yards or better on the ground.
- Senior WR Eddie Poole extended his streak of consecutive games with a reception to 40 as he hauled in a first quarter pass from Jackie Wilson.
- The B-CU defense limited the Hornets to a season-low 10 yards rushing. It was the lowest allowed by the Cats since 2009 (N.C. A&T - 34 yards).
- Senior QB Jackie Wilson got the start in the game, while junior Question Williams went the distance in the second half.
- Bethune-Cookman maintained the ball for a fourth quarter program-best 14:22 to close the game, the longest in any uarter during the Brian Jenkins era.
- Eddie Poole hauled in his first touchdown reception of the year in the fourth quarter.

STATISTICS

SCORING	1	2	3	4	OT	F
Bethune-Cookman	0	7	7	7	—	21
Delaware State	7	0	0	0	—	7

SCORING SUMMARY

1st	6:48	DS	Golson 7 pass from Murphy (Ward kick)
2nd	9:14	BC	Jordan 3 run (Cagle kick)
3rd	6:02	BC	Q. Williams 31 run (Cagle kick)
4th	4:40	BC	Poole 15 pass from Q. Williams (Cagle kick)

TEAM STATISTICS

	BCU	DSU
FIRST DOWNS	23	16
RUSHES-YARDS (NET)	58-241	18-10
PASSING YDS (NET)	168	213
Passes Att-Comp-Int	19-14-0	33-19-2
TOTAL OFFENSE PLAYS-YARDS	77-409	51-223
Fumble Returns-Yards	0-0	0-0
Punt Returns-Yards	1-23	0-0
Kickoff Returns-Yards	2-13	3-54
Interception Returns-Yards	2-0	0-0
Punts (Number-Avg)	3-29.7	5-34.8
Fumbles-Lost	1-0	1-1
Penalties-Yards	7-67	4-50
Possession Time	37:36	22:24
Third-Down Conversions	5 of 14	5 of 9
Fourth-Down Conversions	3 of 5	0 of 0
Red-Zone Scores-Chances	2-4	1-1

INDIVIDUAL STATISTICS

RUSHING: BCU — White 9-65; Jordan 17-61; Jackson 7-54; Dixon 7-40. DSU — Jackson 3-30; Williams 5-23; Cheung 1-3; Shaw 1-1.

PASSING: BCU — Wilson 10-15-0-82; Q. Williams 4-4-0-86 1 TD. DSU — Murphy 19-33-2-213 1 TD.

RECEIVING: BCU — Poole 4-103 1 TD; Jackson 3-16; Carter 3-10; Gordon 2-20. DSU — Williams III 4-62; Golson 4-41 1 TD; Scott 3-18; Cheung 2-39.

INTERCEPTIONS: BCU — Addison 1-0; J. Richardson 1-0. DSU — None.

FUMBLES: BCU — Q. Williams 1-0. DSU — Murphy 1-1.

SACKS (UA-A): BCU — L. Richardson 0-2; Knight 0-1; Dye 1-0; Toney 1-0; Fields 0-1. DSU — Adjei 0-2; Gunter 1-1; Davis 1-0; Barnes 1-0; Anderson 0-1.

TACKLES (UA-A): BCU — Hanks 6-1; Finnie 2-5; R. Williams, Jr. 2-3; Fields 2-3; Dye 2-2; Burke 1-3. DSU — Moore 9-4; Colston 4-5; Davis 5-2; Boyd 4-3; Adjei 1-6; Rowan 4-2.

GAME 6 • WASHINGTON D.C. • GREENE STADIUM			
		16/13 BETHUNE-COOKMAN	27
		HOWARD	6
SCAN QR CODE FOR: Photos, Stats, Interviews, Highlights, Game Replay			

GAME NOTES

- Senior receiver Eddie Poole hauled in four receptions on the day, moving him into seventh place all-time in school history for career receptions.
- Junior running back Anthony Jordan added two first quarter touchdowns, giving him a career-high total for rushing TDs in a single game.
- Bethune-Cookman extended its MEAC road winning streak to eight games. The last conference loss on the road was a 22-3 setback to North Carolina A&T on Oct. 8, 2011.
- All three quarterbacks — Brodrick Waters, Quentin Williams and Jackie Wilson — all saw time under center in the game.
- Bethune-Cookman has allowed just a single second half touchdown this year against an FCS or Division II opponent — at FIU in the fourth quarter in Miami, Fla. In all, B-CU has allowed just three (3) second half points against FCS opponents, that being a field goal at Tennessee State in the season-opener.
- Bethune-Cookman held the lead in time of possession for the fourth consecutive week.

STATISTICS

SCORING	1	2	3	4	OT	F
Bethune-Cookman	14	0	7	6	—	27
Howard	0	6	0	0	—	6

SCORING SUMMARY

1st	9:06	BCU	Jordan 4 run (Cagle kick)
	7:00	BCU	Jordan 11 run (Cagle kick)
2nd	6:53	HOW	Fleck 39 FG
	0:00	HOW	Fleck 24 FG
3rd	4:07	BCU	Jackson 13 run (Cagle kick)
4th	10:14	BCU	White 5 run (Cagle kick blocked)

TEAM STATISTICS

	BCU	FIU
FIRST DOWNS	27	11
RUSHES-YARDS (NET)	56-208	25-66
PASSING YDS (NET)	272	120
Passes Att-Comp-Int	25-17-2	30-15-1
TOTAL OFFENSE PLAYS-YARDS	81-480	55-186
Fumble Returns-Yards	0-0	1-31
Punt Returns-Yards	2-7	1-1
Kickoff Returns-Yards	0-0	4-80
Interception Returns-Yards	1-0	2-11
Punts (Number-Avg)	3-28.7	7-40.1
Fumbles-Lost	2-1	2-1
Penalties-Yards	9-85	8-70
Possession Time	37:53	22:07
Third-Down Conversions	7 of 13	2 of 13
Fourth-Down Conversions	2 of 3	1 of 1
Red-Zone Scores-Chances	4-5	1-2

INDIVIDUAL STATISTICS

RUSHING: BCU — Jackson 13-65; Waters 4-39; Wilson 7-32; Jordan 9-29; White 6-18. HOW — Parker 13-51; Tusan 4-9; Freeman 3-4.

PASSING: BCU — Q. Williams 9-13-1-151; Wilson 7-10-1-103; Waters 1-2-0-18. HOW — McGhee 14-28-1-122; Cunningham 1-2-0-(-2).

RECEIVING: BCU — Gordon 5-74; Poole 4-68; Jackson 3-16; Cleckley 1-36; Carter 1-30. HOW — Parker 5-48; Flanagan 4-26; Gidron 2-26; Tyson 1-13.

INTERCEPTIONS: BCU — Fields 1-0. HOW — Olatunji 1-11; Alston 1-0.

FUMBLES: BCU — Cleckley 1-0; Q. Williams 1-1. HOW — McGhee 1-0; Tusan 1-1.

SACKS (UA-A): BCU — Dye 1-0; HOW — Gresham-Chisolm 1-1; Boozer 0-1; Turnbull 1-0.

TACKLES (UA-A): BCU — Fields 8-1; Addison 5-0; Dantzler 4-0; Toney 2-1; L. Richardson 2-1. HOW — Rollins 7-4; Boozer 4-6; Alston 4-5; Gresham-Chisolm 4-4.



2013 STATISTICS (OVERALL: 5-1, MEAC: 2-0, HOME: 1-0, AWAY: 4-1)

RESULTS

5-1 (2-0, MEAC)

DATE	BCU	OPP	OPPONENT	W/L	SCORE	ATT
Sept. 1	23	RV	at Tennessee State	W	12-9	16,108
Sept. 7	25	—	Virginia Union	W	66-7	6,478
Sept. 14	23	—	at FIU	W	34-13	14,957
Sept. 21	19	8	at Florida State	L	6-54	74,841
Oct. 5	21	—	• at Delaware State	W	21-7	2,205
Oct. 12	16	—	• at Howard	W	27-6	1,052
Oct. 19	—	—	• Savannah State			
Oct. 26	—	—	• South Carolina State			
Nov. 2	—	—	• at North Carolina Central			
Nov. 9	—	—	• Norfolk State			
Nov. 16	—	—	• Hampton			
Nov. 23	—	—	• vs. Florida A&M			

TEAM STATISTICS

	BCU	OPP
SCORING	166	96
Points Per Game	27.7	16.0
FIRST DOWNS	129	90
Rushing	85	34
Passing	38	46
Penalty	6	10
RUSHING YARDAGE	1386	626
Yards gained rushing	1604	828
Yards lost rushing	218	202
Rushing Attempts	308	195
Average Per Rush	4.5	3.2
Average Per Game	231.0	104.3
TDs Rushing	15	5
PASSING YARDAGE	818	934
Comp-Att-Int	68-112-6	83-151-7
Average Per Pass	7.3	6.2
Average Per Catch	12.0	11.3
Average Per Game	136.3	155.7
TDs Passing	5	5
TOTAL OFFENSE	2204	1560
Total Plays	420	346
Average Per Play	5.2	4.5
Average Per Game	367.3	260.0
KICK RETURNS: #-Yards	16-313	29-680
PUNT RETURNS: #-Yards	12-114	6-137
INT RETURNS: #-Yards	7-171	6-88
KICK RETURN AVERAGE	19.6	23.4
PUNT RETURN AVERAGE	9.5	22.8
INT RETURN AVERAGE	24.4	14.7
FUMBLES-LOST	10-1	9-4
PENALTIES-Yards	45-374	37-339
Average Per Game	62.3	56.5
PUNTS-Yards	23-810	32-1067
Average Per Punt	35.2	33.3
Net punt average	27.5	29.8
TIME OF POSSESSION/Game	32:38	27:23
3RD-DOWN Conversions	37/82	26/72
3rd-Down Pct	45%	36%
4TH-DOWN Conversions	9/14	3/7
4th-Down Pct	64%	43%
SACKS BY-Yards	16-124	14-107
MISC YARDS	0	0
TOUCHDOWNS SCORED	23	11
FIELD GOALS-ATTEMPTS	3-4	6-8
ON-SIDE KICKS	0-0	0-0
RED-ZONE SCORES	(19-23) 83%	(14-17) 82%
RED-ZONE TOUCHDOWNS	(16-23) 70%	(10-17) 59%
PAT-ATTEMPTS	(17-22) 77%	(10-11) 91%
ATTENDANCE	6478	109163
Games/Avg Per Game	1/6478	5/21833

SCORE BY QUARTERS	1Q	2Q	3Q	4Q	OT	Total
Bethune-Cookman	44	35	48	39	0	166
Opponents	17	49	24	6	0	96

RUSHING

	G	ATT	GAIN	LOSS	NET	AVG	TD	LG	YPG
Anthony Jordan	6	76	421	29	392	5.2	5	58	65.3
Cary White	6	41	239	5	234	5.7	4	43	39.0
Isidore Jackson	4	38	232	12	220	5.8	1	47	55.0
Jackie Wilson	5	39	181	32	149	3.8	1	15	29.8
Quentin Williams	5	46	249	111	138	3.0	3	31	27.6
Drexler Dixon	6	27	115	4	111	4.1	1	13	18.5
Brodrick Waters	6	15	90	3	87	5.8	0	14	14.5
D'Vontis Arnold	2	7	28	0	28	4.0	0	7	14.0
Malik Green	1	10	30	2	28	2.8	0	9	28.0
Michael D. Jones	6	4	12	2	10	2.5	0	5	1.7
Preston Cleckley	6	1	7	0	7	7.0	0	7	1.2
Team	4	4	0	18	-18	-4.5	0	0	-4.5
TOTAL	6	308	1604	218	1386	4.5	15	58	231.0
OPPONENTS	6	195	828	202	626	3.2	5	35	104.3

PASSING

	G	EFF	C-A-I	PCT	YDS	TD	LG	AVG/G
Jackie Wilson	5	122.97	34-54-1	63.0	331	2	30	66.2
Quentin Williams	5	139.41	26-40-4	65.0	371	2	50	74.2
Brodrick Waters	6	105.80	8-18-1	44.4	116	1	33	19.3
TOTAL	6	126.08	68-112-6	60.7	818	5	50	136.3
OPPONENTS	6	108.58	83-151-7	55.0	934	5	48	155.7

RECEIVING

	G	NO	YDS	AVG	TD	LG	AVG/G
Eddie Poole	6	16	290	18.1	1	50	48.3
Jhomo Gordon	6	10	122	12.2	0	21	20.3
Anthony Jordan	6	8	49	6.1	0	10	8.2
Jordan Murphy	6	7	67	9.6	1	16	11.2
Jontavious Carter	6	6	78	13.0	2	30	13.0
Isidore Jackson	4	6	32	5.3	0	10	8.0
Preston Cleckley	6	4	80	20.0	0	36	13.3
Jawill Davis	6	2	19	9.5	0	11	3.2
Justin Henderson	5	1	22	22.0	0	22	4.4
Michael D. Jones	6	1	16	16.0	1	16	2.7
Isaac Virgin	6	1	14	14.0	0	14	2.3
Patrick Harris	2	1	11	11.0	0	11	5.5
Ja-Quan Lumas	1	1	7	7.0	0	7	7.0
Cary White	6	1	6	6.0	0	6	1.0
Darian Baker	6	1	5	5.0	0	5	0.8
Chase Terry	5	1	0	0.0	0	0	0.0
Alex Monroe	6	1	0	0.0	0	0	0.0
TOTAL	6	68	818	12.0	5	50	136.3
OPPONENTS	6	83	934	11.3	5	48	155.7

TOTAL OFFENSE

	G	PLAYS	RUSH	PASS	TOTAL	AVG/G
Quentin Williams	5	86	138	371	509	101.8
Jackie Wilson	5	93	149	331	480	96.0
Anthony Jordan	6	76	392	0	392	65.3
Cary White	6	41	234	0	234	39.0
Isidore Jackson	4	38	220	0	220	55.0
Brodrick Waters	6	33	87	116	203	33.8
Drexler Dixon	6	27	111	0	111	18.5
D'Vontis Arnold	2	7	28	0	28	14.0
Malik Green	1	10	28	0	28	28.0
Michael D. Jones	6	4	10	0	10	1.7
Preston Cleckley	6	1	7	0	7	1.2
Team	4	4	-18	0	-18	-4.5
TOTAL	6	420	1386	818	2204	367.3
OPPONENTS	6	346	626	934	1560	260.0

2013 STATISTICS (OVERALL: 5-1, MEAC: 2-0, HOME: 1-0, AWAY: 4-1)

SCORING

	TD	FGs	PAT	RUSH	RCV	PASS	DXP	SAF	PTS
Anthony Jordan	5	0-0	0-0	0-0	0	0-0	0	0	30
Jonathan Cagle	0	3-4	17-22	0-0	0	0-0	0	0	26
Cary White	4	0-0	0-0	0-0	0	0-0	0	0	24
Quentin Williams	3	0-0	0-0	0-0	0	0-0	0	0	18
Jontavious Carter	2	0-0	0-0	0-0	0	0-0	0	0	12
Drexler Dixon	1	0-0	0-0	0-0	0	0-0	0	0	6
Jordan Murphy	1	0-0	0-0	0-0	0	0-0	0	0	6
Eddie Poole	1	0-0	0-0	0-0	0	0-0	0	0	6
Jackie Wilson	1	0-0	0-0	0-0	0	0-0	0	0	6
Isidore Jackson	1	0-0	0-0	0-0	0	0-0	0	0	6
Erik Williams	1	0-0	0-0	0-0	0	0-0	0	0	6
Tim Burke	1	0-0	0-0	0-0	0	0-0	0	0	6
Nick Addison	1	0-0	0-0	0-0	0	0-0	0	0	6
Michael D. Jones	1	0-0	0-0	0-0	0	0-0	0	0	6
Brodrick Waters	0	0-0	0-0	1-1	0	0-0	0	0	2
TOTAL	23	3-4	17-22	1-1	0	0-0	0	0	166
OPPONENTS	11	6-8	10-11	0-0	0	0-0	0	1	96

PUNT RETURNS

	NO	YDS	AVG	TD	LG
Preston Cleckley	10	100	10.0	0	34
Jocelyn Borgella	1	14	14.0	0	0
Darian Baker	1	0	0.0	0	0
TOTAL	12	114	9.5	0	34
OPPONENTS	6	137	22.8	0	42

KICK RETURNS

	NO	YDS	AVG	TD	LG
Michael D. Jones	6	125	20.8	0	28
Darian Baker	6	130	21.7	0	41
Jontavious Carter	1	28	28.0	0	28
Jawill Davis	1	15	15.0	0	15
Drexler Dixon	1	15	15.0	0	15
Nesly Marcellon	1	0	0.0	0	0
TOTAL	16	313	19.6	0	41
OPPONENTS	29	680	23.4	0	56

INTERCEPTIONS

	NO	YDS	AVG	TD	LG
Joshua Richardson	2	0	0.0	0	0
Nick Addison	2	38	19.0	1	38
Tim Burke	1	92	92.0	1	92
Erik Williams	1	41	41.0	1	41
Jarkevis Fields	1	0	0.0	0	0
TOTAL	7	171	24.4	3	92
OPPONENTS	6	88	14.7	1	68

FUMBLE RETURNS

	NO	YDS	AVG	TD	LG
TOTAL	0	0	0.0	0	0
OPPONENTS	1	31	31.0	0	31

ALL-PURPOSE YARDS

	G	RUSH	REC	PR	KR	IR	TOT	AVG/G
Anthony Jordan	6	392	49	0	0	0	441	73.5
Eddie Poole	6	0	290	0	0	0	290	48.3
Isidore Jackson	4	220	32	0	0	0	252	63.0
Cary White	6	234	6	0	0	0	240	40.0
Preston Cleckley	6	7	80	100	0	0	187	31.2
Michael D. Jones	6	10	16	0	125	0	151	25.2
Jackie Wilson	5	149	0	0	0	0	149	29.8
Quentin Williams	5	138	0	0	0	0	138	27.6
Darian Baker	6	0	5	0	130	0	135	22.5
Drexler Dixon	6	111	0	0	15	0	126	21.0
Jhomo Gordon	6	0	122	0	0	0	122	20.3
Jontavious Carter	6	0	78	0	28	0	106	17.7
Tim Burke	6	0	0	0	0	92	92	15.3
Brodrick Waters	6	87	0	0	0	0	87	14.5
Jordan Murphy	6	0	67	0	0	0	67	11.2
Erik Williams	6	0	0	0	0	41	41	6.8
Nick Addison	6	0	0	0	0	38	38	6.3
Jawill Davis	6	0	19	0	15	0	34	5.7
D'Vontis Arnold	2	28	0	0	0	0	28	14.0
Malik Green	1	28	0	0	0	0	28	28.0
Justin Henderson	5	0	22	0	0	0	22	4.4
Isaac Virgin	6	0	14	0	0	0	14	2.3
Jocelyn Borgella	6	0	0	14	0	0	14	2.3
Patrick Harris	2	0	11	0	0	0	11	5.5
Ja-Quan Lumas	1	0	7	0	0	0	7	7.0
Team	4	-18	0	0	0	0	-18	-4.5
TOTAL	6	1386	818	114	313	171	2802	467.0
OPPONENTS	6	626	934	137	680	88	2465	410.8

PUNTING

	NO	YDS	AVG	LG	TB	FC	I20	50+	BLK
Jonathan Cagle	21	799	38.0	56	2	9	6	2	1
Team	2	11	5.5	11	0	0	0	0	1
TOTAL	23	810	35.2	56	2	9	6	2	2
OPPONENTS	32	1067	33.3	58	0	3	6	4	2

FIELD GOALS

	FG	PCT	0-19	20-29	30-39	40-49	50-99	LG	BLK
Jonathan Cagle	3-4	75.0	0-0	2-2	1-2	0-0	0-0	30	0

FIELD GOAL SEQUENCE

	B-CU	OPPONENTS
Tennessee State	(21),(30)	(21),(44),(26),49
Virginia Union	(20)	-
FIU	-	-
Florida State	-	(45)
Delaware State	31	-
Howard	-	29,(39),(24)

Numbers in (parentheses) indicate field goal was made.

KICKOFFS

	NO	YDS	AVG	LG	OB	RET	NET	YDLN
Jonathan Cagle	33	1895	57.4	1	1			
TOTAL	33	1895	57.4	1	1	680	36.1	28
OPPONENTS	21	1220	58.1	4	0	313	38.4	26



2013 STATISTICS (OVERALL: 5-1, MEAC: 2-0, HOME: 1-0, AWAY: 4-1)

DEFENSIVE STATISTICS

	GP-GS	UA	AT	TT	TFL-YDS	SACK-YDS	INT-YDS	PBU	QBH	FR-YDS	FF	BLK	SAF
Jarkevis Fields	6-5	22	17	39	3.5-20	1.5-14	1-0
Nick Addison	6-6	14	13	27	1.5-2	.	2-38	.	.	.	1	.	.
Marquis Drayton	6-4	10	12	22	.	.	.	2	.	1-0	.	.	.
Tevin Toney	6-6	10	11	21	4.0-24	1.0-16	.	1
LeBrandon Richardson	6-6	11	10	21	3.5-16	2.0-11	.	.	3	.	1	.	.
Nesly Marcellon	6-4	9	11	20	5.0-24	2.0-17	.	.	1	.	1	.	.
Ralph Williams, Jr.	5-1	9	11	20	2.0-8
Dyron Dye	6-2	9	6	15	5.0-31	4.0-30	.	1	.	.	1	.	.
Donald Smith	6-4	6	9	15	1	.	.
Thomas Finnie	6-4	8	7	15	2.5-10	1.0-4	.	2
Tavarus Dantzler	6-1	11	4	15	3.0-5
Tim Burke	6-6	9	6	15	.	.	1-92	7	.	1-0	.	.	.
Dion Hanks	6-2	9	4	13	0.5-1	.	.	1
Rony Barrow	6-4	7	4	11	3.0-13	2.0-11	.	.	3
Jocelyn Borgella	6-0	7	2	9	.	.	.	1	.	.	.	1	.
Rakeem Knight	6-1	4	5	9	2.0-3	0.5-1	.	1	.	1-0	.	.	.
Jameson Wright	6-2	4	4	8	1	.
Michael D. Jones	6-0	5	3	8
Theodore Howard	5-0	3	5	8	0.5-1
Branden Bryant	6-0	7	1	8	2.0-21	1.0-4	.	.	2
Erik Williams	6-5	3	4	7	2.5-20	1.0-16	1-41	.	.	1-0	.	.	.
Terry Harden	6-0	5	1	6
Jarontay Jones	5-0	3	2	5	2	.	.	1	.
Drexler Dixon	6-0	4	.	4	.	.	.	1
Rahdeese Alcutt	5-0	1	3	4
Mark Brown	3-0	1	2	3
Brian Bruton	3-0	1	2	3	0.5-1
Brandin Hudson	3-0	1	2	3	0.5-0	.	.	1
Justin Henderson	5-0	.	2	2
Dwayne Montgomery	6-0	1	1	2
Jonathan Cagle	6-0	1	1	2
Junior Estelus	3-0	1	1	2	0.5-1
Preston Cleckley	6-6	2	.	2
Tyree Green	3-0	1	.	1
Isidore Jackson	4-1	1	.	1
Andrew Ferris	5-0	1	.	1
Arlen McCray-Nibbs	5-0	1	.	1
D'Vontis Arnold	2-0	.	1	1
Joshua Richardson	6-1	1	.	1	.	.	2-0
Isaac Virgin	6-4	1	.	1
Quentin Williams	5-2	1	.	1
Ty're Simmons	3-0	1	.	1
Eddie Poole	6-6	1	.	1
Dre'Sean Nelson	1-0	.	1	1
TOTAL	6-0	207	168	375	42-201	16-124	7-171	18	11	4-0	5	3	.
OPPONENTS	6-0	246	214	460	46.0-189	14-107	6-88	9	9	1-31	4	6	1

2013 STATISTICS (OVERALL: 5-1, MEAC: 2-0, HOME: 1-0, AWAY: 4-1)

GAME	FINAL SCORE	QUARTERS					1ST DOWNS		RUSHING		PASSING			TOT OFF		PUNTS		PENALTY		3RD		4TH		RED		SACKS		FIELD		POSSESSION TIME				
		1	2	3	4	OT	R-P-PE	TOT	NO-YDS-TD	C-A-I	YDS	TD	ATT-YDS	NO-AVG	F-FL	NO-YDS	DNS	DNS	ZONE	NO-YDS	GOALS	1	2	3	4	TOT								
Bethune-Cookman	12	6	0	0	6		12-4-1	17	42-162-0	10-20-1	98	1	62-260	4-27.0	1-0	5-35	4-14	3-3	3-3	4-28	2-2	8-49	5:12	4:38	9:34	28:13								
at Tennessee State	9	0	6	3	0		6-7-1	14	38-116-0	13-22-0	132	0	60-248	5-30.0	2-0	8-70	8-16	0-0	3-3	1-4	3-4	6:11	9:48	10:22	5:26	31:47								
Bethune-Cookman	66	17	21	14	14		15-8-2	25	44-294-4	13-20-1	182	3	64-464	0-0.0	2-0	10-68	8-11	0-2	7-8	2-12	1-1	4-27	3:12	6:14	7:56	21:49								
Virginia Union	7	0	7	0	0		9-3-2	14	45-95-1	12-23-3	87	0	68-182	5-21.0	2-0	7-74	6-16	1-4	1-1	0-0	0-0	10:33	11:48	8:46	7:04	38:11								
Bethune-Cookman	34	7	7	14	6		16-2-1	19	52-311-4	6-11-1	38	0	63-349	5-42.8	2-0	6-60	4-12	1-1	2-2	4-35	0-0	6:55	8:53	10:09	8:18	34:15								
at FIU	13	0	7	0	6		3-5-1	9	33-73-0	11-18-1	156	2	51-229	7-34.3	1-1	7-50	3-12	1-2	2-3	2-13	0-0	8:05	6:07	4:51	6:42	25:45								
Bethune-Cookman	6	0	0	6	0		13-4-1	18	56-182-1	8-17-1	60	0	73-242	8-39.1	2-0	8-59	9-18	0-0	1-1	1-4	0-0	12:06	6:07	9:02	8:44	35:59								
at Florida State	54	10	23	21	0		11-11-4	26	36-266-4	13-25-0	226	2	61-492	3-39.0	1-1	3-25	2-6	0-0	6-7	3-29	1-1	2:54	8:53	5:58	6:16	24:01								
Bethune-Cookman	21	0	7	7	7		17-6-0	23	58-241-2	14-19-0	168	1	77-409	3-29.7	1-0	7-67	5-14	3-5	2-4	4-36	0-1	6:12	8:55	8:07	14:22	37:36								
at Delaware State	7	7	0	0	0		2-14-0	16	18-10-0	19-33-2	213	1	51-223	5-34.8	1-1	4-50	5-9	0-0	1-1	5-45	0-0	8:48	6:05	6:53	0:38	22:24								
Bethune-Cookman	27	14	0	7	6		12-14-1	27	56-208-4	17-25-2	272	0	81-480	3-28.7	2-1	9-85	7-13	2-3	4-5	1-9	0-0	11:01	7:45	8:48	10:19	37:53								
at Howard	6	0	6	0	0		3-6-2	11	25-66-0	15-30-1	120	0	55-186	7-40.1	2-1	8-70	2-13	1-1	1-2	3-16	2-3	3:59	7:15	6:12	4:41	22:07								
Bethune-Cookman																																		
Savannah State																																		
Bethune-Cookman																																		
South Carolina State																																		
Bethune-Cookman																																		
at N.C. Central																																		
Bethune-Cookman																																		
Norfolk State																																		
Bethune-Cookman																																		
Hampton																																		
Bethune-Cookman																																		
vs. Florida A&M																																		

GAME-BY-GAME OFFENSIVE STARTERS

	WR	LT	LG	C	RG	RT	WR	WR	QB	RB	RB
at Tennessee St.	Poole	Monroe	Brown	Dorsey	Bladek	Kibler	Gordon	Cleckley	Waters	Virgin (TE)	White
Virginia Union	Poole	Monroe	Brown	Dorsey	Bladek	Kibler	Virgin (TE)	Cleckley	Wilson	Jackson	Jordan
at FIU	Poole	Monroe	Brown	Dorsey	Bladek	Kibler	Gordon	Cleckley	Williams	Virgin (TE)	Jordan
at Florida State	Poole	Monroe	Brown	Dorsey	Bladek	Kibler	Murphy (TE)	Cleckley	Williams	Virgin (TE)	Jordan
at Delaware St.	Poole	Monroe	Brown	Edouard	Bladek	Kibler	Gordon	Cleckley	Wilson	Murphy (TE)	Jordan
at Howard	Poole	Brown	Huff	Edouard	Bladek	Kibler	Gordon	Cleckley	Wilson	Carter (WR)	Jordan
Savannah State											
S.C. State											
at N.C. Central											
Norfolk State											
Howard											
vs. Florida A&M											

GAME-BY-GAME DEFENSIVE STARTERS

	DE	DT	DT	DE	OLB	MLB	OLB	CB	S	S	CB
at Tennessee St.	Richardson	Toney	Brown	Williams	Marcellon	Fields	Smith	Burke	Richardson	Addison	Drayton
Virginia Union	Richardson	Toney	Barrow	Williams	Pryor	Fields	Smith	Burke	Addison	Wright	Finnie
at FIU	Richardson	Toney	Barrow	Williams	Marcellon	Fields	Smith	Burke	Addison	Drayton	Finnie
at Florida State	Richardson	Toney	Barrow	Williams	Marcellon	Fields	Smith	Burke	Addison	Wright	Finnie
at Delaware St.	Richardson	Toney	Knight	Williams	Dye (DL)	Marcellon	Finnie (DB)	Burke	Addison	Drayton	Hanks
at Howard	Richardson	Toney	Barrow	Dye	Dantzler	Fields	Williams	Burke	Addison	Drayton	Hanks
Savannah State											
S.C. State											
at N.C. Central											
Norfolk State											
Hampton											
vs. Florida A&M											

at Delaware State — defense came out with five lineman and five defensive backs



2013 STATISTICS (OVERALL: 5-1, MEAC: 2-0, HOME: 1-0, AWAY: 4-1)

GAME-BY-GAME PASSING

JACKIE WILSON	COMP	ATT	INT	PCT	YDS	TD	LG	SACKS	EFF	BRODRICK WATERS	COMP	ATT	INT	PCT	YDS	TD	LG	SACKS	EFF
at Tennessee State	7	12	0	58.3	54	1	15	1-4	123.6	at Tennessee State	3	8	1	37.5	44	0	33	0-0	58.7
Virginia Union	5	7	0	71.4	55	1	16	0-0	184.6	Virginia Union	4	8	0	50.0	54	1	22	0-0	147.9
at FIU	DNP									at FIU	DNP								
at Florida State	5	10	0	50.0	37	0	23	1-9	81.1	at Florida State	DNP								
at Delaware State	10	15	0	66.7	82	0	30	2-16	112.6	at Delaware State	DNP								
at Howard	7	10	1	70.0	103	0	21	0-0	136.52	at Howard	1	2	0	50.0	18	0	18	0-0	105.80
Savannah State										Savannah State									
South Carolina State										South Carolina State									
at North Carolina Central										at North Carolina Central									
Norfolk State										Norfolk State									
Hampton										Hampton									
vs. Florida A&M										vs. Florida A&M									

QUENTIN WILLIAMS	COMP	ATT	INT	PCT	YDS	TD	LG	SACKS	EFF
at Tennessee State	DNP								
Virginia Union	4	5	1	80.0	73	1	44	0-0	228.6
at FIU	6	11	1	54.5	38	0	13	2-13	65.4
at Florida State	3	7	1	42.9	23	0	15	2-20	41.9
at Delaware State	4	4	0	100.0	86	1	50	3-29	363.1
at Howard	9	13	1	69.2	151	0	36	3-16	151.42
Savannah State									
South Carolina State									
at North Carolina Central									
Norfolk State									
Hampton									
vs. Florida A&M									

GAME-BY-GAME RUSHING (No.-Yards-TDs)

	NO-YDS-TD	TSU	VUU	FIU	FSU	DSU	HOW	SSU	SCSU	NCCU	NSU	HAM	FAMU
Anthony Jordan	76-392-5	8-26-0	6-45-1	21-150-1	15-81-0	17-61-1	9-29-2						
Cary White	41-234-4	3-7-0	8-62-1	8-69-2	7-13-0	9-65-0	6-18-1						
Isidore Jackson	38-220-1	12-56-0	6-45-0	DNP	DNP	7-54-0	13-65-1						
Jackie Wilson	39-149-1	11-43-0	4-24-0	DNP	12-41-1	5-9-0	7-32-0						
Quentin Williams	46-138-3	DNP	4-32-1	13-69-1	7-11-0	12-13-1	10-13-0						
Drexler Dixon	27-111-1	-	5-32-1	7-29-0	5-8-0	7-40-0	3-2-0						
Brodrick Waters	15-87-0	7-34-0	4-14-0	-	-	-	4-39-0						
D'Vontis Arnold	7-28-0	-	7-28-0	DNP	DNP	DNP	DNP						
Malik Green	10-28-0	DNP	DNP	DNP	10-28-0	DNP	DNP						
Michael D. Jones	4-10-0	-	-	-	-	-	4-10-0						
Preston Cleckley	1-7-0	-	-	1-7-0	-	-	-						
Team	4-(-18)-0	1-(-4)-0	DNP	2-(-13)-0	DNP	1-(-1)-0	-						

GAME-BY-GAME RECEIVING (No.-Yards-TDs)

	NO-YDS-TD	TSU	VUU	FIU	FSU	DSU	HOW	SSU	SCSU	NCCU	NSU	HAM	FAMU
Eddie Poole	16-290-1	3-16-0	1-44-0	1-13-0	3-46-0	4-103-1	4-68-0						
Jhomo Gordon	10-122-0	-	3-28-0	-	-	2-20-0	5-74-0						
Preston Cleckley	4-80-0	1-33-0	-	2-11-0	-	-	1-36-0						
Jontavious Carter	6-78-2	-	2-38-2	-	-	3-10-0	1-30-0						
Jordan Murphy	7-67-1	3-35-1	1-7-0	-	2-9-0	-	1-16-0						
Anthony Jordan	8-49-0	2-8-0	1-9-0	3-14-0	-	1-8-0	1-10-0						
Isidore Jackson	6-32-0	-	-	DNP	DNP	3-16-0	3-16-0						
Justin Henderson	1-22-0	-	DNP	-	-	-	1-22-0						
Jawill Davis	2-19-0	-	2-19-0	-	-	-	-						
Michael D. Jones	1-16-1	-	1-16-1	-	-	-	-						
Isaac Virgin	1-14-0	-	1-14-0	-	-	-	-						
Patrick Harris	1-11-0	DNP	DNP	DNP	DNP	1-11-0	-						
Ja-Quan Lumas	1-7-0	DNP	1-7-0	DNP	DNP	DNP	DNP						
Cary White	1-6-0	1-6-0	-	-	-	-	-						
Darian Baker	1-5-0	-	-	-	1-5-0	-	-						
Chase Terry	1-0-0	-	DNP	-	1-0-0	-	-						
Alex Monroe	1-0-0	-	-	-	1-0-0	-	-						

GAME-BY-GAME PUNTING

JONATHAN CAGLE	NO	YDS	AVG	LG	I20	TB	50+	60+
at Tennessee State	3	108	36.0	44	1	1	0	0
Virginia Union	-	-	-	-	-	-	-	-
at FIU	5	214	42.8	56	1	1	2	0
at Florida State	8	313	39.1	46	2	0	0	0
at Delaware State	3	89	29.7	45	1	0	0	0
at Howard	2	75	37.5	45	1	0	0	0
Savannah State								
South Carolina State								
at North Carolina Central								
Norfolk State								
Hampton								
vs. Florida A&M								

GAME-BY-GAME KICKING

JONATHAN CAGLE	PAT	ATT	PCT	FG	FGA	PCT	LG	PTS
at Tennessee State	0	1	.000	2	2	1.000	30	6
Virginia Union	7	8	.785	1	1	1.000	20	10
at FIU	4	5	.800	-	-	-	-	4
at Florida State	0	1	.000	-	-	-	-	0
at Delaware State	3	3	1.000	0	1	.000	-	3
at Howard	3	4	.750	-	-	-	-	3
Savannah State								
South Carolina State								
at North Carolina Central								
Norfolk State								
Hampton								
vs. Florida A&M								

2013 STATISTICS (OVERALL: 5-1, MEAC: 2-0, HOME: 1-0, AWAY: 4-1)

GAME-BY-GAME TACKLES (UT-AT-TT)

	UT-AT-TT	TSU	VUU	FIU	FSU	DSU	HOW	SSU	SCSU	NCCU	NSU	HAM	FAMU
Jarkevis Fields	22-17-39	6-4	3-4	2-4	1-1	2-3	8-1						
Nick Addison	14-13-27	4-1	2-2	2-3	1-6	0-1	5-0						
Marquis Drayton	10-12-22	2-0	-	2-3	5-6	0-3	1-0						
Tevin Toney	10-11-21	5-2	1-3	1-1	0-1	1-3	2-1						
LeBrandon Richardson	11-10-21	8-2	0-2	1-1	-	0-4	2-1						
Nesly Marcellon	9-11-20	4-1	0-6	3-1	2-1	0-2	-						
Ralph Williams	9-11-20	3-1	0-5	DNP	2-2	2-3	2-0						
Dyron Dye	9-6-15	1-0	3-3	1-0	-	2-2	2-1						
Donald Smith	6-9-15	1-0	2-4	2-3	0-2	-	1-0						
Thomas Finnie	8-7-15	2-1	0-1	3-0	1-0	2-5	-						
Tavarus Dantzler	11-4-15	-	5-1	2-1	0-1	0-1	4-0						
Tim Burke	9-6-15	2-0	2-2	2-0	1-1	1-3	1-0						
Dion Hanks	9-4-13	-	-	1-1	2-2	6-1	-						
Rony Barrow	7-4-11	2-0	1-1	4-0	-	0-2	0-1						
Jocelyn Borgella	7-2-9	1-0	2-2	-	3-0	1-0	-						
Rakeem Knight	4-5-9	1-1	1-0	0-1	1-1	0-1	1-1						
Jameson Wright	4-4-8	1-0	1-3	-	-	2-0	0-1						
Michael D Jones	5-3-8	1-1	1-2	2-0	-	-	1-0						
Theodore Howard	3-5-8	-	2-5	-	1-0	-	DNP						
Branden Bryant	7-1-8	1-0	1-0	-	5-0	-	0-1						
Erik Williams	3-4-7	-	1-0	1-1	1-2	0-1	-						
Terry Harden	5-1-6	-	2-1	1-0	1-0	-	1-0						
Jarontay Jones	3-2-5	DNP	1-1	0-1	1-0	-	1-0						
Drexler Dixon	4-0-4	-	2-0	2-0	-	-	-						
Rahdeese Alcutt	1-3-4	-	0-3	1-0	-	-	DNP						
Mark Brown	1-2-3	DNP	DNP	0-1	-	DNP	1-1						
Brian Bruton	1-2-3	DNP	0-2	1-0	-	DNP	DNP						
Brandin Hudson	1-2-3	DNP	1-2	DNP	-	DNP	-						
Justin Henderson	0-2-2	0-1	DNP	-	-	0-1	-						
Dwayne Montgomery	1-1-2	-	0-1	-	-	-	1-0						
Jonathan Cagle	1-1-2	-	0-1	1-0	-	-	-						
Junior Estelus	1-1-2	-	1-1	DNP	DNP	-	DNP						
Preston Cleckley	2-0-2	-	1-0	-	-	-	1-0						
Tyree Green	1-0-1	-	DNP	1-0	-	DNP	DNP						
Isidore Jackson	1-0-1	-	-	DNP	DNP	-	1-0						
Andrew Ferris	1-0-1	-	DNP	1-0	-	-	-						
Arlen McCray-Nibbs	1-0-1	-	DNP	-	-	-	1-0						
D'Vontis Arnold	0-1-1	0-1	-	DNP	DNP	DNP	DNP						
Joshua Richardson	1-0-1	-	-	1-0	-	-	-						
Isaac Virgin	1-0-1	1-0	-	-	-	-	-						
Quentin Williams	1-0-1	DNP	-	-	-	-	1-0						
Ty're Simmons	1-0-1	DNP	1-0	DNP	-	-	DNP						
Eddie Poole	1-0-1	-	-	-	-	-	1-0						
Dre'Sean Nelson	0-1-1	DNP	DNP	DNP	DNP	DNP	0-1						

GAME-BY-GAME TACKLES FOR LOSS (TFL-YDS)

	TFL-YDS	TSU	VUU	FIU	FSU	DSU	HOW	SSU	SCSU	NCCU	NSU	HAM	FAMU
Dyron Dye	5.0-31	-	2.5-12	-	-	1.0-9	1.5-10						
Nesly Marcellon	5.0-24	2.0-10	0.5-4	2.0-9	0.5-1	-	-						
Tevin Toney	4.0-24	2.0-6	1.0-2	-	-	1.0-16	-						
Jarkevis Fields	3.5-20	1.0-10	-	-	-	1.5-8	1.0-2						
LeBrandon Richardson	3.5-16	1.0-5	1.0-5	0.5-0	-	1.0-6	-						
Tavarus Dantzler	3.0-5	-	-	-	-	-	3.0-5						
Rony Barrow	3.0-13	-	-	2.0-11	-	0.5-2	0.5-0						
Thomas Finnie	2.5-10	1.0-4	-	-	-	1.5-6	-						
Erik Williams	2.5-20	-	1.0-3	1.0-16	0.5-1	-	-						
Ralph Williams, Jr.	2.0-8	-	-	DNP	1.0-6	1.0-2	-						
Rakeem Knight	2.0-3	-	1.0-1	0.5-1	-	0.5-1	-						
Branden Bryant	2.0-21	-	1.0-17	-	1.0-4	-	-						
Nick Addison	1.5-2	-	-	1.5-2	-	-	-						
Brandin Hudson	0.5-0	DNP	0.5-0	DNP	-	DNP	-						
Junior Estelus	0.5-1	-	0.5-1	DNP	DNP	-	DNP						
Brian Bruton	0.5-1	DNP	0.5-1	-	-	DNP	DNP						
Dion Hanks	0.5-1	-	-	0.5-1	-	-	-						
Theodore Howard	0.5-1	-	0.5-1	-	-	-	DNP						

GAME-BY-GAME SACKS (SACKS-YDS)

	SACKS-YDS	TSU	VUU	FIU	FSU	DSU	HOW	SSU	SCSU	NCCU	NSU	HAM	FAMU
Dyron Dye	4.0-30	-	2.0-12	-	-	1.0-9	1.0-9						
Nesly Marcellon	2.0-17	1.0-9	-	1.0-8	-	-	-						
Rony Barrow	2.0-11	-	-	2.0-11	-	-	-						
LeBrandon Richardson	2.0-11	1.0-5	-	-	-	1.0-6	-						
Jarkevis Fields	1.5-14	1.0-10	-	-	-	0.5-4	-						
Branden Bryant	1.0-4	-	-	-	1.0-4	-	-						
Thomas Finnie	1.0-4	1.0-4	-	-	-	-	-						
Tevin Toney	1.0-16	-	-	-	-	1.0-16	-						
Erik Williams	1-0	1.0	-	-	1.0-16	-	-	-					
Rakeem Knight	0-1	0.5	-	-	-	-	0.5-1	-					



2013 STATISTICS (OVERALL: 5-1, MEAC: 2-0, HOME: 1-0, AWAY: 4-1)

SCORING DRIVES

OPPONENT	PLAYS	YDS	DRIVE		QTR/	DRIVE		PLAY
			TIME	CLOCK		START		
at Tennessee State	10	59	4:57	1st/7:13	BC37	Cagle 21 FG		
at Tennessee State	9	28	3:52	1st/2:08	TS41	Cagle 30 FG		
at Tennessee State	12	71	5:44	4th/5:01	BC29	Murphy 6 pass from Wilson		
Virginia Union	7	13	2:37	1st/9:47	VU16	Cagle 20 FG		
Virginia Union				1st/5:39		E. Williams 41 interception return		
Virginia Union	4	46	0:26	1st/0:19	VU46	Q. Williams 5 run		
Virginia Union	6	68	1:47	2nd/6:09	BC32	White 1 run		
Virginia Union				2nd/5:53		Addison 38 interception return		
Virginia Union	3	45	1:07	2nd/3:32	VU45	Jordan 20 run		
Virginia Union	11	75	3:35	3rd/11:25	BC25	Carter 16 pass from Wilson		
Virginia Union	8	65	2:39	3rd/3:05	BC35	Carter 22 pass from Waters		
Virginia Union	7	45	2:45	4th/6:21	VU45	Dixon 12 run		
Virginia Union	4	50	1:56	4th/2:11	50	M.D. Jones 16 pass from Williams		
at FIU	4	91	1:28	1st/11:27	BC9	Jordan 58 run		
at FIU	11	66	4:53	2nd/1:58	BC34	White 5 run		
at FIU	13	81	7:14	3rd/7:46	BC19	Q. Williams 15 run		
at FIU	3	49	1:28	3rd/4:01	FI49	White 43 run		
at FIU				4th/14:38		Burke 92 interception return		
at Florida State	12	75	5:18	3rd/8:21	FS25	Wilson 7 run		
at Delaware State	10	75	4:13	2nd/9:14	BC25	Jordan 3 run		
at Delaware State	6	50	3:16	3rd/6:02	50	Q. Williams 31 run		
at Delaware State	11	87	7:37	4th/4:40	BC13	Poole 15 pass from Williams		
at Howard	10	76	4:35	1st/9:06	BC24	Jordan 4 run		
at Howard	3	25	1:25	1st/7:00	HU25	Jordan 11 run		
at Howard	10	61	5:00	3rd/4:07	BC39	Jackson 13 run		
at Howard	12	75	4:58	4th/10:14	BC25	White 5 run		
AVERAGE DRIVE	8.1	59.8	4:01					

DRIVES SUPERLATIVES

MOST PLAYS:	13 at FIU	FEWEST PLAYS:	1, twice
MOST YARDS:	91 at FIU	FEWEST YARDS:	(-1) at Tennessee State
LONGEST TIME:	7:37 at Delaware State	SHORTEST TIME:	0:10 vs. Virginia Union

LONG PLAYS (25-plus yards from scrimmage)

YDS	PLAY	OPPONENT (QTR)
58	Anthony Jordan run (TD)	at FIU (1st)
50	Eddie Poole from Quentin Williams	at Delaware State (4th)
47	Isidore Jackson run	Virginia Union (2nd)
44	Eddie Poole pass from Quentin Williams	Virginia Union (1st)
43	Cary White run (TD)	at FIU (3rd)
36	Preston Cleckley from Quentin Williams	at Howard (2nd)
33	Preston Cleckley pass from Brodrick Waters	at Tennessee State (1st)
31	Quentin Williams run (TD)	at Delaware State (3rd)
30	Eddie Poole from Jackie Wilson	at Delaware State (2nd)
30	Jontavious Carter from Quentin Williams	at Howard (4th)

RED ZONE

		TIMES IN			RUSH		PASS		-----FAILED TO SCORE INSIDE 20-----							
	SCORE	RED ZONE	SCORES	POINTS	TDS	TDS	TDS	FGS	FGA	DOWNS	INT	FUM	HALF	GAME		
at Tennessee State	12-9	3	3	12	1	0	1	2	0	0	0	0	0	0		
Virginia Union	66-7	8	7	44	6	4	2	1	0	1	0	0	0	0		
at FIU	34-13	2	2	14	2	2	0	0	0	0	0	0	0	0		
at Florida State	6-54	1	1	6	1	1	0	0	0	0	0	0	0	0		
at Delaware State	21-7	4	2	14	2	1	1	0	1	1	0	0	0	0		
at Howard	27-6	5	4	27	4	4	0	0	0	1	0	0	0	0		
TOTALS		23	19	117	16	12	4	3	1	3	0	0	0	0		
OPPONENTS		17	14	81	10	5	5	4	1	0	0	2	0	0		

SEASON PCT. (OVERALL): 19 of 23 (82.6%)

SEASON PCT. (TDS): 16 of 23 (69.6%)

SEASON PCT. (FGS): 3 of 23 (13.0%)

SEASON PCT. (NO SCORE): 4 of 23 (17.4%)

2013 STATISTICS (OVERALL: 5-1, MEAC: 2-0, HOME: 1-0, AWAY: 4-1)

BETHUNE-COOKMAN INDIVIDUAL GAME HIGHS

Rushes	21	Anthony Jordan at FIU (Sep 14, 2013)
Yards Rushing	150	Anthony Jordan at FIU (Sep 14, 2013)
TD Rushes	2	Cary White at FIU (Sep 14, 2013)
		Anthony Jordan at Howard (Oct 12, 2013)
Long Rush	58	Anthony Jordan at FIU (Sep 14, 2013)
Pass attempts	15	Jackie Wilson at Delaware State (Oct 05, 2013)
Pass completions	10	Jackie Wilson at Delaware State (Oct 05, 2013)
Yards Passing	151	Quentin Williams at Howard (Oct 12, 2013)
TD Passes	1	Jackie Wilson at Tennessee State (Sep 01, 2013)
		Jackie Wilson vs Virginia Union (Sep 07, 2013)
		Brodrick Waters vs Virginia Union (Sep 07, 2013)
		Quentin Williams vs Virginia Union (Sep 07, 2013)
		Quentin Williams at Delaware State (Oct 05, 2013)
Long Pass	50	Quentin Williams at Delaware State (Oct 05, 2013)
Receptions	5	Jhomo Gordon at Howard (Oct 12, 2013)
Yards Receiving	103	Eddie Poole at Delaware State (Oct 05, 2013)
TD Receptions	2	Jontavious Carter vs Virginia Union (Sep 07, 2013)
Long Reception	50	Eddie Poole at Delaware State (Oct 05, 2013)
Field Goals	2	Jonathan Cagle at Tennessee State (Sep 01, 2013)
Long Field Goal	30	Jonathan Cagle at Tennessee State (Sep 01, 2013)
Punts	8	Jonathan Cagle at Florida State (Sep 21, 2013)
Long Punt	56	Jonathan Cagle at FIU (Sep 14, 2013)
Long Punt Return	34	Preston Cleckley at Tennessee State (Sep 01, 2013)
Long Kickoff Return	41	Darian Baker at Tennessee State (Sep 01, 2013)
Tackles	11	Marquis Drayton at Florida State (Sep 21, 2013)
Sacks	2.0	Dyron Dye vs Virginia Union (Sep 07, 2013)
		Rony Barrow at FIU (Sep 14, 2013)
Tackles For Loss	3.0	Tavarus Dantzler at Howard (Oct 12, 2013)
Interceptions	1	Nick Addison vs Virginia Union (Sep 07, 2013)
		Joshua Richardson vs Virginia Union (Sep 07, 2013)
		Erik Williams vs Virginia Union (Sep 07, 2013)
		Tim Burke at FIU (Sep 14, 2013)
		Nick Addison at Delaware State (Oct 05, 2013)
		Joshua Richardson at Delaware State (Oct 05, 2013)
		Jarkevis Fields at Howard (Oct 12, 2013)

BETHUNE-COOKMAN TEAM GAME HIGHS

Rushes	58	at Delaware State (Oct 05, 2013)
Yards Rushing	311	at FIU (Sep 14, 2013)
Yards Per Rush	6.4	vs Virginia Union (Sep 07, 2013)
TD Rushes	4	vs Virginia Union (Sep 07, 2013)
		at FIU (Sep 14, 2013)
		at Howard (Oct 12, 2013)
Pass attempts	25	at Howard (Oct 12, 2013)
Pass completions	17	at Howard (Oct 12, 2013)
Yards Passing	272	at Howard (Oct 12, 2013)
Yards Per Pass	10.9	at Howard (Oct 12, 2013)
TD Passes	3	vs Virginia Union (Sep 07, 2013)
Total Plays	81	at Howard (Oct 12, 2013)
Total Offense	480	at Howard (Oct 12, 2013)
Yards Per Play	7.2	vs Virginia Union (Sep 07, 2013)
Points	66	vs Virginia Union (Sep 07, 2013)
Sacks By	4	at Tennessee State (Sep 01, 2013)
		at FIU (Sep 14, 2013)
		at Delaware State (Oct 05, 2013)
First Downs	27	at Howard (Oct 12, 2013)
Penalties	10	vs Virginia Union (Sep 07, 2013)
Penalty Yards	85	at Howard (Oct 12, 2013)
Turnovers	3	at Howard (Oct 12, 2013)
Interceptions By	3	vs Virginia Union (Sep 07, 2013)
Punts	8	at Florida State (Sep 21, 2013)
Long Punt	56	at FIU (Sep 14, 2013)
Long Punt Return	34	at Tennessee State (Sep 01, 2013)

OPPONENT INDIVIDUAL GAME HIGHS

Rushes	19	Damon Kelly, vs Virginia Union (Sep 07, 2013)
Yards Rushing	112	Devonta Freeman, at Florida State (Sep 21, 2013)
TD Rushes	2	Karlos Williams, at Florida State (Sep 21, 2013)
Long Rush	35	Karlos Williams, at Florida State (Sep 21, 2013)
Pass attempts	33	Cory Murphy, at Delaware State (Oct 05, 2013)
Pass completions	19	Cory Murphy, at Delaware State (Oct 05, 2013)
Yards Passing	213	Cory Murphy, at Delaware State (Oct 05, 2013)
TD Passes	2	Jameis Winston, at Florida State (Sep 21, 2013)
Long Pass	48	Jake Medlock, at FIU (Sep 14, 2013)
Receptions	6	T.J. Lowder, at FIU (Sep 14, 2013)
Yards Receiving	125	T.J. Lowder, at FIU (Sep 14, 2013)
TD Receptions	1	T.J. Lowder, at FIU (Sep 14, 2013)
		Jonnu Smith, at FIU (Sep 14, 2013)
		Rashad Greene, at Florida State (Sep 21, 2013)
		Kelvin Benjamin, at Florida State (Sep 21, 2013)
		Malik Golson, at Delaware State (Oct 05, 2013)
Long Reception	48	T.J. Lowder, at FIU (Sep 14, 2013)
Field Goals	3	Jamin Godfrey, at Tennessee State (Sep 01, 2013)
Long Field Goal	45	Roberto Aguayo, at Florida State (Sep 21, 2013)
Punts	7	John Fleck, at Howard (Oct 12, 2013)
Long Punt	58	Jake Medlock, at FIU (Sep 14, 2013)
Long Punt Return	42	Sam Miller, at FIU (Sep 14, 2013)
Long Kickoff Return	56	Clinton Taylor, at FIU (Sep 14, 2013)
Tackles	14	M. Russell, at FIU (Sep 14, 2013)
Sacks	1.5	Rodney Gunter, at Delaware State (Oct 05, 2013)
		Gresham-Chisolm, at Howard (Oct 12, 2013)
Tackles For Loss	3.5	Gresham-Chisolm, at Howard (Oct 12, 2013)
Interceptions	1	David Van Dyke, at Tennessee State (Sep 01, 2013)
		Joseph Blanks, vs Virginia Union (Sep 07, 2013)
		Sam Miller, at FIU (Sep 14, 2013)
		Telvin Smith, at Florida State (Sep 21, 2013)
		Cameron Alston, at Howard (Oct 12, 2013)
		A. Olatunji, at Howard (Oct 12, 2013)

OPPONENT TEAM GAME HIGHS

Rushes	45	vs Virginia Union (Sep 07, 2013)
Yards Rushing	266	at Florida State (Sep 21, 2013)
Yards Per Rush	7.4	at Florida State (Sep 21, 2013)
TD Rushes	4	at Florida State (Sep 21, 2013)
Pass attempts	33	at Delaware State (Oct 05, 2013)
Pass completions	19	at Delaware State (Oct 05, 2013)
Yards Passing	226	at Florida State (Sep 21, 2013)
Yards Per Pass	9.0	at Florida State (Sep 21, 2013)
TD Passes	2	at FIU (Sep 14, 2013)
		at Florida State (Sep 21, 2013)
Total Plays	68	vs Virginia Union (Sep 07, 2013)
Total Offense	492	at Florida State (Sep 21, 2013)
Yards Per Play	8.1	at Florida State (Sep 21, 2013)
Points	54	at Florida State (Sep 21, 2013)
Sacks By	5	at Delaware State (Oct 05, 2013)
First Downs	26	at Florida State (Sep 21, 2013)
Penalties	8	at Tennessee State (Sep 01, 2013)
		at Howard (Oct 12, 2013)
Penalty Yards	74	vs Virginia Union (Sep 07, 2013)
Turnovers	3	vs Virginia Union (Sep 07, 2013)
		at Delaware State (Oct 05, 2013)
Interceptions By	2	at Howard (Oct 12, 2013)
Punts	7	at FIU (Sep 14, 2013)
		at Howard (Oct 12, 2013)
Long Punt	58	at FIU (Sep 14, 2013)
Long Punt Return	42	at FIU (Sep 14, 2013)



PARTICIPATION

NO	GP/GS	PLAYER	TSU	VUU	FIU	FSU	DSU	HOW	SSU	SCS	NCC	NSU	HAM	FAM
7	6/6	Nick Addison	START	START	START	START	START	START						
23	5/-	Rahdeese Alcutt	XXX	XXX	XXX	XXX	XXX	...						
32	2/-	D'Vontis Arnold	XXX	XXX						
84	6/-	Darian Baker	XXX	XXX	XXX	XXX	XXX	XXX						
56	6/4	Rony Barrow	XXX	START	START	START	XXX	START						
77	6/6	Dariusz Bladek	START	START	START	START	START	START						
20	6/-	Jocelyn Borgella, Jr.	XXX	XXX	XXX	XXX	XXX	XXX						
97	3/-	Mark Brown	XXX	XXX	...	XXX						
53	6/5	Rashard Brown	START	XXX	START	START	START	START						
92	4/-	Brian Bruton	...	XXX	XXX	XXX	...	XXX						
44	6/-	Branden Bryant	XXX	XXX	XXX	XXX	XXX	XXX						
21	6/6	Tim Burke	START	START	START	START	START	START						
47	6/-	Jonathan Cagle	XXX	XXX	XXX	XXX	XXX	XXX						
15	6/1	Jontavious Carter	XXX	XXX	XXX	XXX	XXX	START						
12	6/6	Preston Cleckley	START	START	START	START	START	START						
9	6/1	Tavarus Dantzler	XXX	XXX	XXX	XXX	XXX	START						
87	6/-	Jawill Davis	XXX	XXX	XXX	XXX	XXX	XXX						
28	6/-	Drexler Dixon	XXX	XXX	XXX	XXX	XXX	XXX						
54	5/2	Brian Dorsey	START	START	XXX	XXX	...	XXX						
36	6/4	Marquis Drayton	START	XXX	START	XXX	START	START						
49	6/2	Dyron Dye	XXX	XXX	XXX	XXX	START	START						
62	6/5	Andrew Edouard	XXX	START	START	START	START	START						
98	3/-	Junior Estelus	XXX	XXX	XXX	...						
58	5/-	Andrew Ferris	XXX	...	XXX	XXX	XXX	XXX						
1	6/5	Jarkevis Fields	START	START	START	START	XXX	START						
8	6/4	Thomas Finnie	XXX	START	START	START	START	XXX						
17	6/4	Jhomo Gordon	START	XXX	START	XXX	START	START						
38	2/-	Malik Green	XXX	...	XXX						
80	4/-	Tyree Green	XXX	...	XXX	XXX	...	XXX						
29	6/2	Dion Hanks	XXX	XXX	XXX	XXX	START	START						
31	6/-	Terry Harden	XXX	XXX	XXX	XXX	XXX	XXX						
88	2/-	Patrick Harris	XXX	XXX						
6	5/-	Justin Henderson	XXX	...	XXX	XXX	XXX	XXX						
13	6/-	Theodore Howard	XXX	XXX	XXX	XXX	XXX	XXX						
59	3/-	Brandin Hudson	...	XXX	...	XXX	...	XXX						
57	3/1	Trevin Huff	XXX	XXX	START						
2	4/1	Isidore Jackson	XXX	START	XXX	XXX						
48	5/-	Jarontay Jones	...	XXX	XXX	XXX	XXX	XXX						
19	6/-	Michael D. Jones	XXX	XXX	XXX	XXX	XXX	XXX						
74	3/-	Michael J. Jones	XXX	XXX	...	XXX						
4	6/5	Anthony Jordan	XXX	START	START	START	START	START						
70	3/-	Josue Joseph	XXX	XXX	XXX						
65	6/6	Anthony Kibler	START	START	START	START	START	START						
93	6/1	Rakeem Knight	XXX	XXX	XXX	XXX	START	XXX						
86	1/-	Ja-Quan Lumas	...	XXX						
41	6/4	Nesly Marcellon	START	XXX	START	START	START	XXX						
51	5/-	Arlen McCray-Nibbs	XXX	...	XXX	XXX	XXX	XXX						
68	6/5	Alex Monroe	START	START	START	START	START	START						
99	6/-	D. Montgemery	XXX	XXX	XXX	XXX	XXX	XXX						
66	2/-	Dazzie Morris	XXX	...	XXX						
83	6/2	Jordan Murphy	XXX	XXX	XXX	START	START	XXX						
24	1/-	Dre'Sean Nelson	XXX						
3	6/6	Eddie Poole	START	START	START	START	START	START						
25	1/1	Nathaniel Pryor	...	START						
22	6/1	Joshua Richardson	START	XXX	XXX	XXX	XXX	XXX						
50	6/6	LeBrandon Richardson	START	START	START	START	START	START						
34	2/-	Ky're Simmons	XXX	...	XXX						
33	4/-	Ty're Simmons	...	XXX	...	XXX	XXX	XXX						
16	6/4	Donald Smith	START	START	START	START	XXX	XXX						
85	5/-	Chase Terry	XXX	...	XXX	XXX	XXX	XXX						
81	4/-	Frank Thomas	XXX	...	XXX	XXX	XXX	...						
30	1/-	Jamaruz Thompkins	XXX						
91	6/6	Tevin Toney	START	START	START	START	START	START						
18	6/4	Isaac Virgin	START	START	START	START	XXX	XXX						
11	6/1	Brodrick Waters	START	XXX	XXX	XXX	XXX	XXX						
26	6/1	Cary White	START	XXX	XXX	XXX	XXX	XXX						
43	6/5	Erik Williams	START	START	START	START	START	XXX						
14	5/2	Quentin Williams	...	XXX	START	START	XXX	XXX						
42	5/1	Ralph Williams, Jr.	XXX	XXX	...	XXX	XXX	START						
5	5/3	Jackie Wilson	XXX	START	...	XXX	START	START						
10	6/2	Jameson Wright	XXX	START	XXX	START	XXX	XXX						

2013 BETHUNE-COOKMAN WILDCATS ROSTER

ALPHABETICAL ROSTER

NO	NAME	POS
7	Nick Addison	DB
23	Rahdeese Alcutt	LB
79	David Armstrong	OL
32	D'Vontis Arnold	RB
84	Darian Baker	WR
56	Rony Barrow	DL
77	Dariusz Bladek	OL
20	Jocelyn Borgella, Jr.	DB
19	Larry Brihm	QB
89	Frank Brown	WR
97	Mark Brown	DL
53	Rashard Brown	OL
92	Brian Bruton	DL
44	Branden Bryant	DE
21	Tim Burke	DB
47	Jonathan Cagle	P/K
15	Jontavious Carter	WR
61	Kerry Carter	OL
12	Preston Cleckley	WR
94	Jamal Cooper	DL
9	Tavarus Dantzler	LB
87	Jawill Davis	WR
28	Drexler Dixon	RB
54	Brian Dorsey	OL
36	Marquis Drayton	DB
49	Dyron Dye	DL
62	Andrew Edouard	OL
98	Junior Estelus	DL
16	Atreyu Farrior	QB
58	Andrew Ferris	LS
1	Jarkevis Fields	LB
8	Thomas Finnie	DB
46	Gerard Fulton	DB
17	Jhomo Gordon	WR
38	Malik Green	RB
80	Tyree Green	WR
29	Dion Hanks	DB
31	Terry Harden	DB
88	Patrick Harris	WR
96	Spencer Harris	DL
6	Justin Henderson	TE
73	Uriah Horne	OL
13	Theodore Howard	DB
59	Brandin Hudson	DE
57	Trevin Huff	OL
2	Isidore Jackson	RB
48	Jarontay Jones	DE
19	Michael Jones	WR
74	Michael J. Jones	OL
4	Anthony Jordan	RB
70	Josue Joseph	OL
90	Samuel Kelly	DL
65	Anthony Kibler	OL
93	Rakeem Knight	DL
67	William Koen III	OL
55	Angel LoCicero	LB
86	Ja-Quan Lumas	WR
41	Nesley Marcellon	LB
51	Arlen McCray-Nibbs	LB
35	Andre Miller	DB
68	Alex Monroe	OL
99	Dwayne Montgomery	DL
66	Dazzie Morris	OL
83	Jordan Murphy	TE
24	Dre'Sean Nelson	RB
71	Phillip Norman	OL

NUMERICAL ROSTER

NO	NAME	POS	HT	WT	CL-EXP	HOMETOWN / HIGH SCHOOL (PREVIOUS SCHOOL)
1	Jarkevis Fields	LB	6-0	230	Sr.-3L	Sanford, Fla./Seminole HS
2	Isidore Jackson	RB	5-10	205	Sr.-3L	Mossy Head, Fla./Walton HS
3	Eddie Poole	WR	6-4	195	Sr.-3L	Belle Glade, Fla./Glades Central HS (Rutgers)
4	Anthony Jordan	RB	6-0	220	Jr.-2L	Atlanta, Ga./North Atlanta HS
5	Jackie Wilson	QB	6-0	210	Sr.-3L	Ft. Lauderdale, Fla./Boyd Anderson HS (Utah State)
6	Justin Henderson	TE	6-2	240	Jr.-TR	North Little Rock, Ark./North Little Rock HS (Memphis)
7	Nick Addison	DB	6-2	180	Jr.-2L	Tampa, Fla./Spoto HS
8	Thomas Finnie	DB	5-10	185	Jr.-TR	Miami, Fla./Miami Central HS (Miami)
9	Tavarus Dantzler	LB	6-3	225	Sr.-2L	Homestead, Fla./Homestead HS (North Carolina Tech Prep)
10	Jameson Wright	DB	6-1	190	Jr.-TR	Ft. Pierce, Fla./Westwood HS (Wisconsin)
11	Brodrick Waters	QB	5-11	195	Sr.-2L	Sarasota, Fla./Booker HS (Louisiana Tech)
12	Preston Cleckley	WR	5-8	170	Sr.-3L	Delray Beach, Fla./Atlantic HS
13	Theodore Howard	DB	5-11	175	Sr.-TR	Ft. Meade, Fla./Ft. Meade HS (Florida Atlantic)
14	Quentin Williams	QB	6-0	190	Jr.-1L	Tampa, Fla./Jefferson HS
15	Jontavious Carter	WR	6-2	203	Soph.-TR	Cordele, Ga./Crisp County HS (Miami)
15	Shelton Willis	QB	6-0	165	Fr.-HS	Daytona Beach, Fla./Mainland HS
16	Donald Smith	DB	6-0	218	Jr.-TR	Tampa, Fla./Spoto HS (Iowa State)
16	Atreyu Farrior	QB	6-1	180	Fr.-HS	Lakeland, Fla./Kathleen HS
17	Jhomo Gordon	WR	6-0	195	Jr.-2L	Palm Bay, Fla./Bayside HS
18	Isaac Virgin	TE	6-4	235	Sr.-TR	Ft. Pierce, Fla./Ft. Pierce Westwood HS (USF)
19	Michael Jones	WR	6-0	185	Fr.-HS	Pompano Beach, Fla./Blanche Ely HS
19	Larry Brihm	QB	6-0	210	Fr.-HS	Delray Beach, Fla./Village Academy
20	Jocelyn Borgella, Jr.	DB	5-8	180	Soph.-1L	Miami, Fla./La Salle HS
21	Tim Burke	DB	5-10	175	Sr.-3L	Ft. Lauderdale, Fla./Plantation HS
22	Joshua Richardson	DB	5-10	185	Jr.-TR	Moss Point, Miss./Moss Point HS (Mississippi)
23	Rahdeese Alcutt	LB	6-2	225	Jr.-TR	Long Beach, Calif./Long Beach Poly (Los Medanos JC)
24	Dre'Sean Nelson	RB	5-8	160	Fr.-HS	Ft. Lauderdale, Fla./Dillard HS
25	Nathaniel Pryor	RB	5-9	180	Fr.-HS	Sebastian, Fla./Sebastian River HS
26	Cary White	RB	5-10	210	Jr.-TR	Tampa, Fla./Sickles HS (Florida Atlantic)
28	Drexler Dixon	RB	5-10	180	Soph.-HS	Orlando, Fla./Evans HS
29	Dion Hanks	DB	5-10	190	Jr.-2L	Miami, Fla./Edison HS
30	Jamaruz Thompkins	RB	5-10	185	Fr.-HS	Tampa, Fla./Tampa Bay Tech
31	Terry Harden	DB	6-0	175	Soph.-SQ	West Park, Fla./Hollywood Hills HS
32	D'Vontis Arnold	RB	5-9	185	Soph.-TR	Miramar, Fla./Miramar HS (West Virginia)
33	Ty're Simmons	DB	5-9	148	Soph.-SQ	St. Augustine, Fla./St. Augustine HS
34	Ky're Simmons	DB	5-10	160	Soph.-SQ	St. Augustine, Fla./St. Augustine HS
35	Andre Miller	DB	5-10	178	Jr.	Miami, Fla./Norland HS
36	Marquis Drayton	DB	6-1	200	Jr.-1L	Ft. Lauderdale, Fla./Dillard HS (North Carolina Tech Prep)
38	Malik Green	RB	5-11	194	Soph.-1L	Miami, Fla./Kilian HS
41	Nesley Marcellon	LB	6-1	225	Sr.-3L	Ft. Lauderdale, Fla./Stranahan HS
42	Ralph Williams, Jr.	LB	6-1	240	Jr.-TR	Miami, Fla./Southridge HS (Mississippi)
43	Erik Williams	DE	6-3	250	Sr.-2L	Ft. Lauderdale, Fla./Stranahan HS
44	Branden Bryant	DE	6-1	295	Jr.-2L	Atlanta, Ga./Booker T. Washington HS (UCF)
46	Gerard Fulton	DB	5-8	165	Fr.	Delray Beach, Fla./Atlantic HS
47	Jonathan Cagle	P/K	6-3	175	Soph.-HS	Pensacola, Fla./Pine Forest HS
47	Werley Placide	LB	6-3	215	Fr.-HS	Boca Raton, Fla./Olympic HS
48	Jarontay Jones	DE	6-2	235	Soph.-TR	Lithonia, Ga./Stephenson (Virginia Tech)
49	Dyron Dye	DL	6-5	258	Grad.-TR	Sanford, Fla./Seminole HS (Miami)
50	LeBrandon Richardson	DE	6-2	255	Sr.-1L	Miami, Fla./Miami Central HS (UCF)
51	Arlen McCray-Nibbs	LB	6-0	250	Sr.-2L	Atlanta, Ga./North Cobb Christian HS
53	Rashard Brown	OL	6-3	305	Jr.-1L	Kissimmee, Fla./Georgia Military College
54	Brian Dorsey	OL	6-4	300	Jr.-2L	Jacksonville, Fla./Ribault HS
55	Angel LoCicero	LB	6-1	223	Soph.-HS	Wesley Chapel, Fla./Wesley Chapel HS
56	Rony Barrow	DL	6-2	250	Jr.-TR	Brooklyn, N.Y./New Utrecht HS (Nassau CC)
57	Trevin Huff	OL	6-4	270	Soph.-1L	Tallahassee, Fla./Lincoln HS
58	Andrew Ferris	LS	6-2	240	Sr.-3L	Daytona Beach, Fla./Mainland HS
59	Brandin Hudson	DE	6-1	176	Jr.-1L	Miramar, Fla./Parkway Academy
61	Kerry Carter	OL	6-2	270	Soph.-HS	Dade City, Fla./Pasco HS
62	Andrew Edouard	OL	6-2	295	Jr.-TR	Philadelphia, Pa./Overbrook HS (Lackawanna CC)
65	Anthony Kibler	OL	6-4	338	Jr.-TR	Belle Glade, Fla./Glades Day School (USF)
66	Dazzie Morris	OL	6-2	260	Fr.-HS	Apopka, Fla./Apopka HS
67	William Koen III	OL	6-4	250	Fr.-HS	Lawrenceville, Ga./Mountain View HS
68	Alex Monroe	OL	6-5	305	Sr.-3L	Jacksonville, Fla./First Coast HS
70	Josue Joseph	OL	6-4	289	R-Soph.-1L	Orlando, Fla./Freedom HS (Marshall)
71	Phillip Norman	OL	6-4	280	Fr.-HS	Sebastian, Fla./Sebastian River HS
73	Uriah Horne	OL	6-4	275	Fr.-HS	McDonough, Ga./Eagles Landing HS



2012 BETHUNE-COOKMAN WILDCATS ROSTER

NUMERICAL ROSTER

NO	NAME	POS	HT	WT	CL-EXP	HOMETOWN / HIGH SCHOOL (PREVIOUS SCHOOL)
74	Michael J. Jones	OL	6-7	300	Soph.	Fayetteville, N.C./Westover HS (Hargrave Military Academy)
77	Dariusz Bladek	OL	6-5	310	Soph.-1L	Kissimmee, Fla./Poinciana HS
79	David Armstrong	OL	6-4	295	Soph.-SQ	Anthony, Fla./North Marion HS
80	Tyree Green	WR	6-1	190	Jr.-2L	St. Petersburg, Fla./Boca Ciega HS
81	Frank Thomas	WR	5-11	167	Soph.-HS	Jacksonville, Fla./Raines HS
82	DeVonte Washington	WR	6-2	178	Fr.-HS	Jacksonville, Fla./Raines HS
83	Jordan Murphy	TE	6-2	245	Sr.-3L	Ayer, Mass./Dracut HS
84	Darian Baker	WR	5-10	174	Fr.-HS	Jacksonville, Fla./Raines HS
85	Chase Terry	TE	6-5	243	Sr.-TR	Sealy, Texas/Sealy HS (Blinn CC)
86	Ja-Quan Lumas	WR	6-4	199	Fr.-HS	Orlando, Fla./Jones HS
87	Jawill Davis	WR	6-0	170	Fr.-HS	Miami, Fla./American HS
88	Patrick Harris	WR	5-11	175	Sr.-3L	Port St. Lucie, Fla./Treasure Coast HS
89	Frank Brown	WR	5-11	176	Fr.-HS	Palm Beach Gardens, Fla./Palm Beach Gardens HS
90	Samuel Kelly	DL	6-2	230	Fr.-HS	Delray Beach, Fla./Atlantic HS
91	Tevin Toney	DL	6-2	265	Sr.-3L	Sebring, Fla./Sebring HS
92	Brian Bruton	DL	6-1	295	Soph.-1L	Orlando, Fla./West Orange HS
93	Rakeem Knight	DL	6-2	310	Jr.-1L	Birmingham, Ala./Restoration Academy
94	Jamal Cooper	DL	6-4	280	Jr.-TR	Memphis, Tenn./Kirby HS (Coahoma CC)
95	DiShawn Ray	DL	6-4	305	Fr.-HS	Jesup, Ga./Wayne County HS
96	Spencer Harris	DL	6-2	261	Sr.-TR	Minneapolis, Minn./De La Salle HS (Minnesota State)
97	Mark Brown	DL	6-0	290	Jr.-TR	W. Palm Beach, Fla./Palm Beach Gardens HS (New Mexico State)
98	Junior Estelus	DL	6-1	286	Jr.-TR	West Palm Beach, Fla./Lake Worth HS (Western Michigan)
99	Dwayne Montgemery	DL	6-5	253	Jr.-TR	Ft. Lauderdale, Fla./Dillard HS (Western Kentucky)

ALPHABETICAL ROSTER

NO	NAME	POS
47	Werley Placide	LB
3	Eddie Poole	WR
25	Nathaniel Pryor	RB
95	DiShawn Ray	DL
22	Joshua Richardson	DB
50	LeBrandon Richardson	DE
34	Ky're Simmons	DB
33	Ty're Simmons	DB
16	Donald Smith	DB
85	Chase Terry	TE
81	Frank Thomas	WR
30	Jamaruz Thompkins	RB
91	Tevin Toney	DL
18	Isaac Virgin	TE
82	DeVonte Washington	WR
11	Brodrick Waters	QB
26	Cary White	RB
43	Erik Williams	DE
14	Quentin Williams	QB
42	Ralph Williams, Jr.	LB
15	Shelton Willis	QB
5	Jackie Wilson	QB
10	Jameson Wright	DB

COACHING STAFF

Head Coach: Brian Jenkins (Cincinnati, 1993), fourth season

Assistant Head Coach/Special Teams Coord./Safeties: Terry Sims (Knoxville, 1994), fourth season

Associate Head Coach/Def. Coord./LBs: Charles "Yogi" Jones (Pittsburgh, 1983), fourth season

Offensive Coordinator/Quarterbacks: Jim Pry (Marshall, 1974), second season

Cornerbacks: Terry Williams (Bethune-Cookman, 1988), 15th season

Defensive Line/Recruiting Coord. (JuCo): Earl Lane (Northwood, 1980), third season

Offensive Line: John Powers (Villanova, 1990), fourth season

Tight Ends/Recruiting Coord. (HS): Lawal McCray (Bethune-Cookman, 1991), fourth season

Wide Receivers/Camp Coord.: D.J. McCarthy (Washington, 1994), second season

Running Backs: Autry L. Denson, Jr. (Notre Dame, 1999), third season

Asst. Defensive Coach/Quality Control: Keith Little (Pittsburgh, 1994), fourth season

Graduate Assistant (Offense): Ryan Kobbe (Marshall, 2002), first season

Graduate Assistant (Defense): Sharrick Moore (Louisiana-Lafayette, 2010), second season

SUPPORT STAFF

Chief of Staff: Jeff Fagan

Head Strength Coach: Medgar Harrison

Asst. Strength Coach: Adrian Briones

Massage & Recovery: John Schmitz

Media & Video Coordinator: Darian McCaskill

Equipment Coordinator: Michael Humphrey

Administrative Asst. to the Head Coach: Jocelyn Riley

Operations Staff: Rose Amazan, Joe Black, Dominique Rodman, Briana Jenkins